



AIRO LAM LIMITED

Annual Report 2023-2024



Makes It Great
LAMINATE | PLY | PANEL | DOOR



Table Of Content

001...About Airolam

002...Corporate Information

003...Vision and Mission

004...The Airolam One Stop Solution

006...Our Principles

008...Value that drive Airolam

010...Message from the Managing Director

012...Financial Highlights

014...Global Footprints

015...Notice of 17th Annual General Meeting

017...Notes to Notice

023...Procedure and Instructions for the E-voting

030...Director's Report

051...Secretarial Audit Report

058...Management Discussion and Analysis

065...Corporate Governance Report

080...Standalone Financial Statements

140...Consolidated Financial Statements

186...Proxy Form

188...Attendance Slip



About Company

Airolam is a leading, fast-growing company, which has made an irreplaceable place in the laminate & panel industry around the globe. Its success and prowess in the field is well exhibited by its global reach, vast product portfolio and multi-crore turnover. Airolam still continues to push the mantle of excellence in product quality and technology.

Airolam is a Young and Growing Company with Commendable 14+ Years of Experience In The Laminates Industry. Established In 2008, Today Airolam and Its Products Reach Over 18 Countries All Around The World. On The Domestic Front It Has 10+ Company Depots, 100+ Authorized Distributors And 5000+ Dealers.



Corporate Information



CORPORATE IDENTITY NUMBER:	L20211GJ2007PLC052019
WEBSITE:	WWW.AIROLAM.COM
LISTED AT:	EMERGE PLATFORM OF NSE LIMITED
DEMAT ISIN:	INE801L01010
REGISTERED OFFICE:	SURVEY NO. 355, NANANPUR ROAD, N.H. NO. 8, VILLAGE- DALPUR, PRANTIJ, HIMATNAGAR 383120, GUJARAT, INDIA.
BOARD OF DIRECTORS:	MR. PRAVINKUMAR NATHALAL PATEL - CHAIRMAN & MD MR. SURESHKUMAR H. PATEL - WHOLE TIME DIRECTOR MR. HARDIKKUMAR P. PATEL - NON-EXECUTIVE DIRECTOR MRS. MAMTA P. PATEL - INDEPENDENT DIRECTOR MR. MANIBHAI K. PATEL - INDEPENDENT DIRECTOR MR. MEHULKUMAR J. PATEL - INDEPENDENT DIRECTOR
CHIEF FINANCIAL OFFICER:	MS. KEYA MAHENDRABHAI PATEL
COMPANY SECRETARY & COMPLIANCE OFFICER:	MR. CHINTAN KAMLESHBHAJ MEHURIYA
STATUTORY AUDITORS:	M/S. PIYUSH J. SHAH & CO. CHARTERED ACCOUNTANTS 404, SHIKHAR COMPLEX, NR. VADILAL HOUSE, MITHAKHALI CROSS ROADS, NAVRANGPURA, AHMEDABAD – 380009.
REGISTRAR & TRANSFER AGENT:	LINK IN TIME INDIA PRIVATE LIMITED 247, LAL BAHADUR SHASTRI MARG SURYA NAGAR, GANDHI NAGAR VIKHROLI WEST, MUMBAI, MAHARASHTRA 400083.
BANKERS:	AXIS BANK LIMITED, HIMATNAGAR BRANCH



Vision And Mission

Vision

- To explore new avenues around the globe and create a strong dealership network and to incorporate the latest techniques and designs as per the changing trends of the indigenous, overseas and international market. Looking ahead to achieve a sustained development promoting an eco-friendly environment.

Mission

- To manufacture best quality laminates at reasonably fair price using best raw materials.
- To continuously develop, technologically.
- To develop innovative products.
- We are raising industry's standards of quality & design on day to day basis.
- With utmost integrity, we ensure customers satisfaction & we strictly believe that together we can

The Airolam One Stop Solution



LAMINATE



PLYWOOD




PANEL



HIGH PRESSURE LAMINATE



ANTI-FINGERPRINT LAMINATE



AIRO DOOR



Our Principles

Quality Assurance:

- Ensure all products meet the highest quality standards.
- Implement rigorous testing and quality control measures at every production stage.

Sustainability:

- Source raw materials from sustainable and certified sources.
- Minimize waste and promote recycling within the production process.
- Invest in eco-friendly technologies and processes.

Customer Satisfaction:

- Focus on understanding and meeting customer needs.
- Provide excellent customer service and support.
- Offer a wide range of products to cater to diverse requirements.

Integrity and Transparency:

- Maintain honesty and transparency in all business dealings.
- Uphold ethical practices and comply with all legal regulations.
- Build and maintain trust with customers, partners, and employees.

Economic Responsibility:

- Ensure profitable growth while balancing economic, social, and environmental responsibilities.
- Make strategic investments that align with long-term goals.
- Maintain financial discipline and transparency.

Employee Welfare:

- Foster a safe, healthy, and inclusive work environment.
- Invest in employee development through training and education.
- Encourage a culture of teamwork, respect, and mutual support.







OUR STRENGTH

- * HAVING A GLOBAL PRESENCE IN 16 COUNTRIES.
- * A MULTI BRAND COMPANY WITH WIDE RANGE OF DESIGNS, TEXTURES & FINISHES.
- * HAVING A WIDE RANGE OF PRODUCTS LIKE HPL, CUBICAL BOARD, EXTERIOR LAMINATES (CLADDING), AND ACRYLIC SOLID SURFACES.
- * WE OFFER, SUPER MIRROR, METALLIC, ANTI BACTERIAL, CHALK & MARBLE GRADE, FIRE RETARDANT, ANTI FINGER PRINT LAMINATES.
- * INTERIOR & EXTERIOR.

▶ AVAILABLE SIZES:
8X4 | 10X4 | 7X3.25 | 9.25X4.25
10X4.25 | 12X6



Values that drive Aiolam...

Social Responsibility:

- Engage in activities that benefit society and contribute to community development.
- Support initiatives that promote education, health, and environmental conservation.

Collaboration:

- Encourage teamwork and open communication.
- Value diverse perspectives and work together to achieve common goals.

Innovation:

- Embrace creativity and new ideas.
- Foster a culture of innovation to stay ahead in the industry.

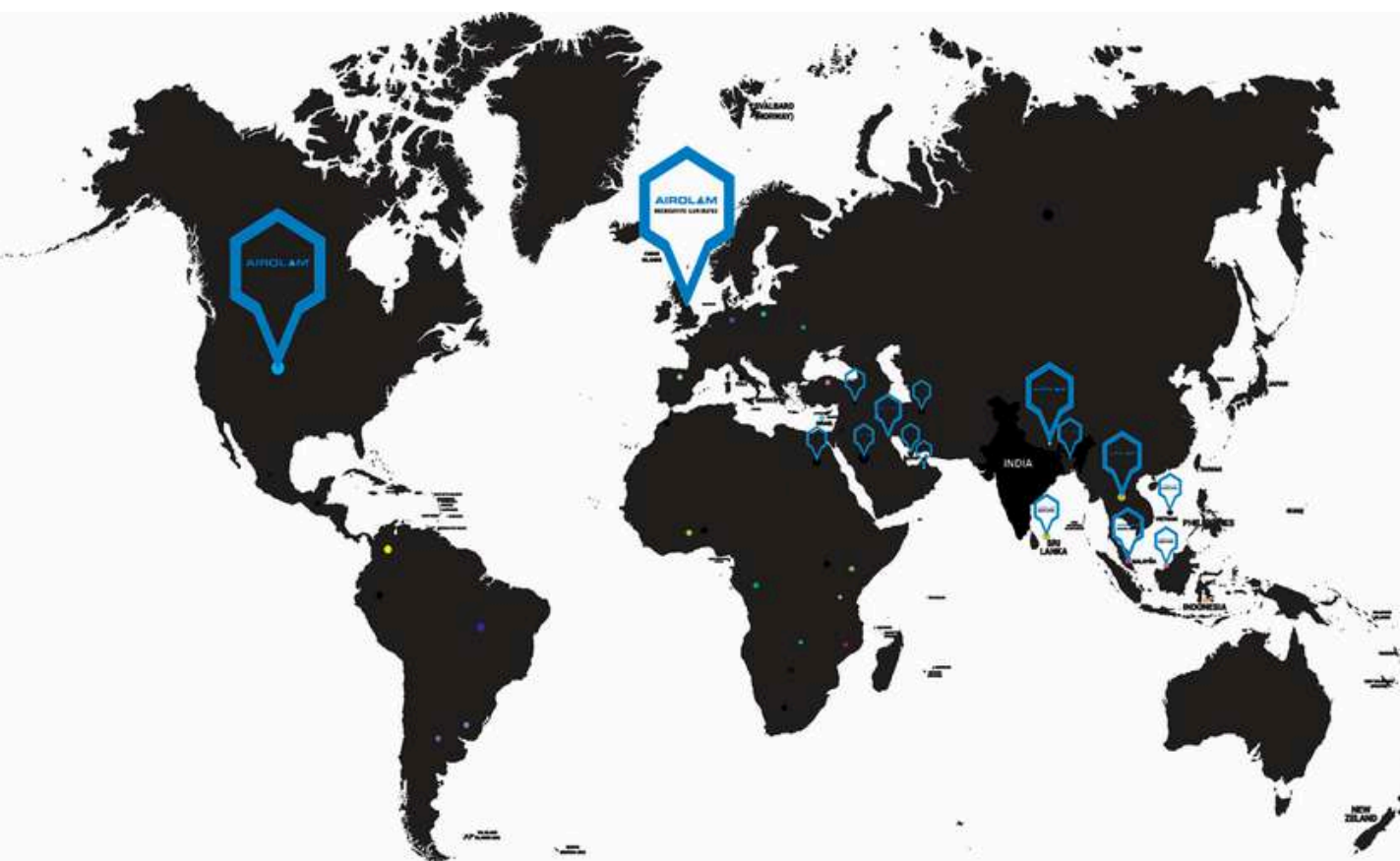
Integrity:

- Uphold honesty, transparency, and ethical practices in all dealings.
- Build trust through consistent and reliable actions.

Customer Focus:

- Place customers at the center of everything we do.
- Understand and anticipate customer needs to deliver exceptional value.

Our Network





Message from the Managing Director

Distinguished Shareholders, Esteemed Partners, and Valued Employees,

- It is with great pleasure that I welcome you to Airo Lam Limited's Annual General Meeting for the financial year 2023-2024. This gathering offers us a valuable opportunity to reflect on our achievements over the past year, recognize the efforts of our dedicated team, and outline our strategic vision for the future.

Reflecting on Our Journey

- The past year has been both challenging and rewarding for Airo Lam Limited. Despite global economic uncertainties and industry-specific challenges, our company has demonstrated remarkable resilience and adaptability. Our unwavering commitment to excellence has enabled us to achieve significant milestones and lay a robust foundation for sustained growth.

Achievements and Milestones

I would like to highlight some of our notable accomplishments over the past year:

- **Financial Performance:** We have recorded impressive financial growth, marked by a significant increase in revenue and profitability. This achievement underscores the effectiveness of our strategic initiatives and our focus on operational efficiency.
- **Product Innovation:** Innovation remains at the heart of our operations. Over the past year, we have expanded our product portfolio with new, high-quality offerings that cater to the evolving needs of our customers. Our investment in research and development continues to drive our competitive edge.
- **Sustainability Efforts:** Sustainability is integral to our mission. We have made substantial progress in minimizing our environmental impact by adopting eco-friendly practices and sourcing sustainable materials. Our commitment to sustainability not only benefits the environment but also enhances our brand reputation.

Our People: The Heart of Our Success

- Our employees are the backbone of our company. Their dedication, expertise, and hard work have been instrumental in our success. We have invested in their professional development, fostering a culture of collaboration, innovation, and continuous learning. I extend my heartfelt gratitude to each and every member of the Airo Lam family for their invaluable contributions.

Customer-Centric Approach

- Our customers are at the core of everything we do. We have strengthened our customer relationships by consistently delivering superior products and exceptional service. By understanding and anticipating customer needs, we have built a loyal customer base that continues to grow.



Strategic Vision for the Future

- As we look ahead, we remain committed to driving growth, fostering innovation, and enhancing sustainability.

Closing Remarks

- In closing, I would like to express my sincere appreciation to our shareholders for their unwavering support, our partners for their collaboration, and our employees for their relentless dedication. Together, we have achieved remarkable success, and together, we will continue to reach new heights.
- Thank you for your trust and confidence in Airo Lam Limited. I am excited about the future and confident that, with your continued support, we will achieve our vision and accomplish our goals.

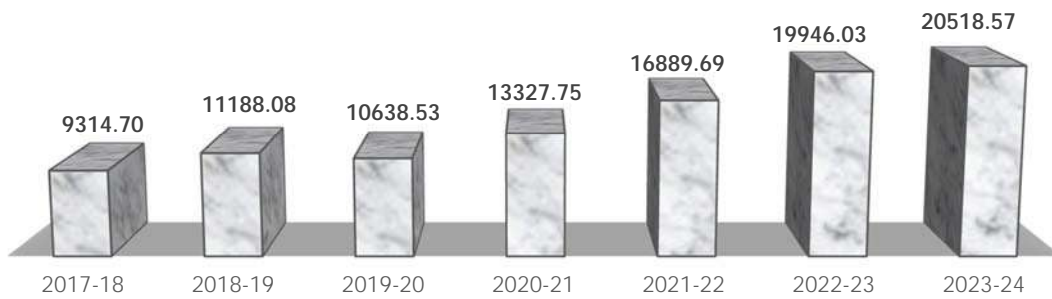
With Best Wishes,
Mr. Pravin Patel
Managing Director

Key financial highlights


F.Y 2023-2024

(Amount in Lakhs)


REVENUE



PAT



EPS



Net Worth



EBITDA



Global Footprints...

The true stature of a brand is enhanced by its presence in different corners of the world. Airolam and its brands are constantly striving to expand their reach in the market, not only domestically but also internationally.

Airolam's progress has not been restricted to India, as it has spread its roots to different parts of the globe. We have created an extensive and far-reaching dealer network that make sure timely delivery to the various countries it caters to. The dealer network has been streamlined to deliver Airolam's exquisite products in a very safe manner, without damaging its integrity or beauty.

At present this dealer network has allowed Airolam to penetrate the markets of 16+ countries such as Singapore, Malaysia, U.S.A., U.K., Kuwait, Bangladesh, Saudi Arabia, Sri Lanka, Thailand, Qatar, U.A.E., Syria, Iran, Egypt, Nepal & Vietnam.

NOTICE

17th ANNUAL GENERAL MEETING

Notice is hereby given that the Seventeenth Annual General Meeting of the Members of Airo Lam Limited will be held at registered office of the Company at Survey No. 355, Nananpur Road, N.H. No. 8, Village- Dalpur, Ta. Prantij, Gujarat- 383120, India, on Tuesday, 03rd day of September, 2024 at 03:00 p.m. to transact the following business:

ORDINARY BUSINESS:

1. Adoption of Accounts:

To Consider and adopt the Audited Standalone and Consolidated Financial Statements of the company for the Financial Year ended on 31st March, 2024 and the Reports of Board of Directors and the Auditors' thereon and in this regard to pass with or without modification the following resolution as **Ordinary Resolution:**

"RESOLVED THAT the Audited Standalone and Consolidated Financial Statements of the company for the financial year ended 31st March, 2024 and the reports of the board of directors and auditors' thereon laid before this meeting, be and are hereby considered and adopted."

2. Appointment of Mr. Sureshbhai Hansarajbhai Patel (DIN: 02223842) who is liable to retires by rotation:

To take note of Director retire by rotation, and in this regard to pass with or without modification the following resolution as **Ordinary Resolution:**

“RESOLVED THAT pursuant to the provisions of Section 152 and other applicable provisions, if any, of the Companies Act, 2013, Mr. Sureshbhai Hansarajbhai Patel (DIN: 02223842), who is liable to retire by rotation at this meeting and being eligible for re-appointment has offered himself for re-appointment, be and is hereby re-appointed as a Director of the Company, liable to retire by rotation.”

Place: Prantij
Date: 05.08.2024

By Order of Board of Directors
For, Airo Lam Limited
CIN: L20211GJ2007PLC052019

Registered office:
Survey No. 355, Nananpur Road,
N.H. No. 8, Dalpur, Prantij - 383120,
Gujarat, India.

Sd/-
Pravinbhai N. Patel
Chairman & MD
DIN: 01840244

Sd/-
Sureshbhai H. Patel
Whole-Time Director
DIN: 02223842

NOTES:

1. The Register of members and Share Transfer Books of the Company will remain closed from Wednesday, 28th August, 2024 to Tuesday, 03rd September, 2024 (both days inclusive) for annual closing.
2. **IN TERMS OF SECTION 105 OF THE COMPANIES ACT, 2013 A MEMBER ENTITLED TO ATTEND AND VOTE AT THE MEETING IS ENTITLED TO APPOINT ONE OR MORE PROXIES TO ATTEND AND, ON A POLL, VOTE INSTEAD OF HIMSELF, SUCH PROXY NEED NOT BE A MEMBER OF THE COMPANY.** A person can act as proxy on behalf of members not exceeding 50 [fifty] and holding in aggregate not more than ten (10) per cent of the total share capital of the Company. In case proxies proposed to be appointed by a Member holding more than ten (10) percent of the total share capital of the Company carrying voting rights, then such proxy shall not act as a proxy for any such other person or shareholder.
3. Corporate members intending to send their authorized representatives to attend the meeting are requested to send a certified copy of the board resolution authorizing their representative to attend and vote on their behalf at the meeting.
4. The instrument of Proxy in order to be effective, should be deposited at the Registered Office of the Company, duly completed, and signed and stamped, not less than 48 hours before the commencement of the meeting. A Proxy Form is sent herewith. Proxies submitted on behalf of the companies, societies etc. must be supported by an appropriate resolution/authority, as applicable.
5. Members / proxies / authorized representatives should bring the duly filled Attendance Slip enclosed herewith to attend the meeting.

6. The Register of Directors and Key Managerial Personnel and their shareholding, maintained under Section 170 of the Companies Act, 2013, will be available for inspection by the members at the AGM.
7. The Company is concerned about the environment and utilizes natural resources in a sustainable way. We request you to update your email address with your Depository Participant to enable us to send you the financials and other communications electronically.
8. In compliance with Section 108 of the Companies Act, 2013, Rule 20 of the Companies (Management and Administration) Rules, 2014, as substituted by the Companies (Management and Administration) Amendment, Rules 2015, and Regulation 44 of the SEBI (Listing Obligations and Disclosure Requirements) Regulations, 2015, the Company has provided a facility to the members to exercise their votes electronically through the electronic voting service facility arranged by "Link In-Time (India) Pvt. Ltd.". The facility for voting through ballot paper will also be made available at the AGM and members attending the AGM, who have not already cast their votes by remote e-voting shall be able to exercise their right at the AGM through ballot paper. Members who have cast their votes by remote e-voting prior to the AGM may attend the AGM but shall not be entitled to cast their votes again. The instructions for e-voting are annexed to the Notice.
9. Members' voting rights shall be in proportion to his/her share of paid up equity share capital of the Company.
10. In case of joint holders attending the meeting together, only whose name appearing first will be entitled to vote.
11. This notice is being sent to all the members at their registered e-mail IDs, whose names appear in the Register of Members / list of Beneficial Owners as received from National Securities Depository Limited (NSDL) / Central Depository Services (India) Limited (CDSL) on 02nd August, 2024. The Notice is also posted on the website of the Company i.e. www.airolam.com.

12. Members desirous of asking any questions at the Annual General Meeting are requested to send in their questions so as to reach the Company registered office at least 5 days before the Annual General Meeting so that the same can be suitably replied to.
13. Members who have registered their e-mail id for the receipt of documents in electronic mode are being sent AGM Notice by e-mail. Members who have received AGM Notice by e-mail and wish to vote physically can do the same by remaining present in the meeting.
14. The Securities and Exchange Board of India (SEBI) has mandated the submission of the Permanent Account Number (PAN) by every participant in the securities market. Members holding shares in electronic form are, therefore, requested to submit their PAN to their Depository Participant(s). Members holding shares in physical form are required to submit their PAN details to the Registrar and Share Transfer Agents, Link In-time India Private Limited, 247, Lal Bahadur Shastri Marg, Surya Nagar, Gandhi Nagar, Vikhroli West, Mumbai, Maharashtra 400083.
15. In terms of Section 152 of the Companies Act, 2013, Mr. Sureshbhai Hansarajbhai Patel (DIN: 02223842), Director of the Company, liable to retire by rotation at the ensuing Annual General Meeting and being eligible, offers himself for re-appointment. The Board of Directors of the Company recommends his re-appointment.
16. The members who did not exercise their vote by E-Voting shall have an option to cast their vote on poll that will be conducted at the AGM Venue. Further there shall not be any voting through Show of Hands.
17. The Company has appointed M/s. Ashish Sheth & Associates, Chartered Accountants (FRN: 146184W) to act as the Scrutinizer for conducting the electronic voting process in a fair and transparent manner.
18. The Scrutinizer shall, immediately after the conclusion of the e-voting period, unblock the votes in the presence of at least two (2) witnesses not in the employment of the Company and make, not later than three (3) days of

conclusion of the meeting, a consolidated Scrutinizer's Report of the votes cast in favour or against, if any, forthwith to the Chairman of the Company, who shall counter-sign the same.

19. The results shall be declared at or after the Annual General Meeting of the Company. The results declared along with the Scrutinizer's Report shall be placed on the Company's website www.airolam.com and on the website of Link In-Time India Private Limited immediately after the result is declared by the Chairman and communicated to National Stock Exchange of India Limited.
20. Electronic copy of the Notice of the 17th Annual General Meeting of the Company, inter alia, indicating the process of e-voting along as stated herein with Attendance Slip and Proxy Form is being sent to all the Members whose email IDs are registered with the Company/DP(s) for communication purposes unless any member has requested for a physical copy of the same.
21. Members may also note that the Notice of the 17th Annual General Meeting and the Annual Report for F.Y. 2023-24 will also be available on the Company's website www.airolam.com. The physical copies of the aforesaid documents will also be available at the Company's Registered Office in Prantij, Sabarkantha, for inspection during normal business hours on working days. For any communication related to this AGM or otherwise, the Members may also send requests to the Company's investor email: investor@airolam.com.

22. SEBI has mandated the submission of Permanent Account number (PAN) by every participant in the securities market. Members are therefore requested to submit their PAN details to their Depository Participants.

Place: Prantij
Date: 05.08.2024

By Order of Board of Directors
For, Airo Lam Limited
CIN: L20211GJ2007PLC052019

Registered office:
Survey No. 355, Nananpur Road,
N.H. No. 8, Dalpur, Prantij - 383120,
Gujarat, India.

Sd/-
Pravinbhai N. Patel
Chairman & MD
DIN: 01840244

Sd/-
Sureshbhai H. Patel
Whole-Time Director
DIN: 02223842

ANNEXURE TO NOTICE

DETAILS OF DIRECTORS SEEKING RE-APPOINTMENT AT THE FORTHCOMING ANNUAL GENERAL MEETING:

(Pursuant To Regulation 36(3) of the SEBI (Listing Obligations and Disclosure Requirements) Regulations, 2015)

Name of the Director	Mr. Sureshbhai Hansarajbhai Patel
Director Identification Number	02223842
Date of Birth	11th April, 1980
Date of Joining the Board	18 th June, 2008
Qualification	Bachelor of Commerce
Nature of expertise in specific functional areas	Having an experience in Sales and Marketing field
Terms & Conditions of Appointment	Appointed as Whole Time Director of the Company liable to retire by rotation.
Remuneration Paid	He has been paid remuneration of Rs. 1365000/-.
Designation	Director
No. of Shares held in the Company as on 31st March, 2024	125723
Name of listed entities in which the person also holds the directorship	NIL
Chairman/Member of the Committees of other listed entities as on 31st March, 2024	NIL
Disclosure of relationship between Director inter-se and with Manager, Promoter and KMP of the Company	Not Applicable
Chairman/ Director of other Company as on 31st March, 2024	NIL
No. of Board Meetings attended during the year	07

INSTRUCTION / PROCEDURE FOR THE E-VOTING:

- I. Pursuant to the provisions of Section 108 and 110 of the Act and Rules 20 and 22 of the Companies (Management and Administration) Rules, 2014 ("Rules"), Regulation 44 of the SEBI (Listing Obligations & Disclosure Requirements) Regulations, 2015 the Company is pleased to provide e-voting facility to all its members to enable them to cast their vote electronically.
- II. The e-voting period commences on Saturday, 31st August, 2024 [9.00 a.m. onwards] and ends on Monday, 02nd September, 2024 [Till 5.00 p.m.]. During this period Members' of the Company, holding shares either in physical form or in dematerialized form, as on Tuesday, 27th August, 2024, may cast their vote by e-voting. The e-voting module shall be disabled by LIPL for voting thereafter. Once the vote on a resolution is cast by the member, the member shall not be allowed to change it subsequently.

Remote e-Voting Instructions for shareholders:

As per the SEBI circular dated December 9, 2020, individual shareholders holding securities in demat mode can register directly with the depository or will have the option of accessing various ESP portals directly from their demat accounts.

1. Individual Shareholders holding securities in demat mode with NSDL
 1. Existing IDeAS user can visit the e-Services website of NSDL viz... <https://eservices.nsdl.com> either on a personal computer or on a mobile. On the e-Services home page click on the "Beneficial Owner" icon under "Login" which is available under 'IDeAS' section, this will prompt you to enter your existing User ID and Password. After successful authentication, you will be able to see e-Voting services under Value added services. Click on "Access to e-Voting" under e-Voting services and you will be able to see e-Voting page. Click on

company name or e-Voting service provider name i.e. LINKINTIME and you will be re-directed to "InstaVote" website for casting your vote during the remote e-Voting period.

2. If you are not registered for IDeAS e-Services, option to register is available at <https://eservices.nsdl.com> Select "Register Online for IDeAS Portal" or click at <https://eservices.nsdl.com/SecureWeb/IdeasDirectReg.jsp>
3. Visit the e-Voting website of NSDL. Open web browser by typing the following URL: <https://eservices.nsdl.com> either on a personal computer or on a mobile. Once the home page of e-Voting system is launched, click on the icon "Login" which is available under 'Shareholder/Member' section. A new screen will open. You will have to enter your User ID (i.e. your sixteen-digit demat account number hold with NSDL), Password/OTP and a Verification Code as shown on the screen. After successful authentication, you will be redirected to NSDL Depository site wherein you can see e-Voting page. Click on company name or e-Voting service provider name i.e. LINKINTIME and you will be redirected to "InstaVote" website for casting your vote during the remote e-Voting period.

2. Individual Shareholders holding securities in demat mode with CDSL

1. Existing users who have opted for Easi / Easiest, can login through their user id and password. Option will be made available to reach e-Voting page without any further authentication. The URL for users to login to Easi / Easiest are <https://web.cdslindia.com/myeasi/home/login> or www.cdslindia.com and click on New System Myeasi.
2. After successful login of Easi/Easiest the user will be able to see the E Voting Menu. The Menu will have links of e-Voting service provider i.e. LINKINTIME. Click on LINKINTIME and you will be redirected to "InstaVote" website for casting your vote during the remote e-Voting period.
3. If the user is not registered for Easi/Easiest, option to register is available at <https://web.cdslindia.com/myeasi/Registration/EasiRegistration>.

4. Alternatively, the user can directly access e-Voting page by providing demat account number and PAN No. from a link in www.cdslindia.com home page. The system will authenticate the user by sending OTP on registered Mobile & Email as recorded in the demat Account. After successful authentication, user will be provided links for the respective ESP i.e. LINKINTIME. Click on LINKINTIME and you will be redirected to “InstaVote” website for casting your vote during the remote e-Voting period.
3. Individual Shareholders (holding securities in demat mode) login through their depository participants. You can also login using the login credentials of your demat account through your Depository Participant registered with NSDL/CDSL for e-Voting facility. Upon logging in, you will be able to see e-Voting option. Click on e-Voting option, you will be redirected to NSDL/CDSL Depository site after successful authentication, wherein you can see e-Voting feature. Click on company name or e-Voting service provider name i.e. LINKINTIME and you will be redirected to “InstaVote” website for casting your vote during the remote e-Voting period.

Login method for Individual shareholders holding securities in physical form/ Non-Individual Shareholders holding securities in demat mode is given below:

Individual Shareholders of the company, holding shares in physical form / Non-Individual Shareholders holding securities in demat mode as on the cut-off date for e-voting may register for e-Voting facility of Link Intime as under:

1. Open the internet browser and launch the URL: <https://instavote.linkintime.co.in>
2. Click on “**Sign Up**” under ‘**SHARE HOLDER**’ tab and register with your following details: -

A. User ID:

Shareholders holding shares in physical form shall provide Event No + Folio Number registered with the Company. Shareholders holding shares in NSDL demat account shall provide 8 Character DP ID followed by 8 Digit Client ID; Shareholders holding shares in CDSL demat account shall provide 16 Digit Beneficiary ID.

B. PAN: Enter your 10-digit Permanent Account Number (PAN) (Shareholders who have not updated their PAN with the Depository Participant (DP)/ Company shall use the sequence number provided to you, if applicable).

C. DOB/DOI: Enter the Date of Birth (DOB) / Date of Incorporation (DOI) (As recorded with your DP / Company - in DD/MM/YYYY format)

D. Bank Account Number: Enter your Bank Account Number (last four digits), as recorded with your DP/Company.

*Shareholders holding shares in **physical form** but have not recorded 'C' and 'D', shall provide their Folio number in 'D' above

*Shareholders holding shares in **NSDL form**, shall provide 'D' above

► Set the password of your choice (The password should contain minimum 8 characters, at least one special Character (@!#\$%&*), at least one numeral, at least one alphabet and at least one capital letter).

► Click "confirm" (Your password is now generated).

3. Click on 'Login' under '**SHARE HOLDER**' tab.
4. Enter your User ID, Password and Image Verification (CAPTCHA) Code and click on '**Submit**'.

Cast your vote electronically:

1. After successful login, you will be able to see the notification for e-voting. Select '**View**' icon.
2. E-voting page will appear.
3. Refer the Resolution description and cast your vote by selecting your desired option '**Favour / Against**' (If you wish to view the entire Resolution details, click on the '**View Resolution**' file link).

4. After selecting the desired option i.e. Favour / Against, click on '**Submit**'. A confirmation box will be displayed. If you wish to confirm your vote, click on '**Yes**', else to change your vote, click on 'No' and accordingly modify your vote.

Guidelines for Institutional shareholders:

Institutional shareholders (i.e. other than Individuals, HUF, NRI etc.) and Custodians are required to log on the e-voting system of LIPL at <https://instavote.linkintime.co.in> and register themselves as '**Custodian / Mutual Fund / Corporate Body**'. They are also required to upload a scanned certified true copy of the board resolution /authority letter/power of attorney etc. together with attested specimen signature of the duly authorised representative(s) in PDF format in the '**Custodian / Mutual Fund / Corporate Body**' login for the Scrutinizer to verify the same.

Helpdesk for Individual Shareholders holding securities in physical mode/ Institutional shareholders:

Shareholders facing any technical issue in login may contact Link Intime INSTAVOTE helpdesk by sending a request at enotices@linkintime.co.in or contact on: - Tel: 022 – 4918 6000.

Helpdesk for Individual Shareholders holding securities in demat mode:

Individual Shareholders holding securities in demat mode may contact the respective helpdesk for any technical issues related to login through Depository i.e. NSDL and CDSL.

Login type	Helpdesk details
Individual Shareholders holding securities in demat mode	Members facing any technical issue in login can contact NSDL helpdesk by sending a request at evoting@nsdl.co.in or call at toll free no.: 1800 1020 990 and 1800 22 44 30

with NSDL	
Individual Shareholders holding securities in demat mode with CDSL	Members facing any technical issue in login can contact CDSL helpdesk by sending a request at helpdesk.evoting@cdslindia.com or contact at 022- 23058738 or 22- 23058542-43.

Individual Shareholders holding securities in Physical mode has forgotten the password:

If an Individual Shareholders holding securities in Physical mode has forgotten the USER ID [Login ID] or Password or both then the shareholder can use the "Forgot Password" option available on the e-Voting website of Link Intime: <https://instavote.linkintime.co.in>

- Click on '**Login**' under '**SHARE HOLDER**' tab and further Click '**forgot password?**'
- Enter User ID, select Mode and Enter Image Verification code (CAPTCHA). Click on "SUBMIT".

In case shareholders is having valid email address, Password will be sent to his / her registered e-mail address. Shareholders can set the password of his/her choice by providing the information about the particulars of the Security Question and Answer, PAN, DOB/DOI, Bank Account Number (last four digits) etc. as mentioned above. The password should contain minimum 8 characters, at least one special character (@!#\$%&*), at least one numeral, at least one alphabet and at least one capital letter.

User ID for Shareholders holding shares in Physical Form (i.e. Share Certificate):

Your User ID is Event No + Folio Number registered with the Company.

Individual Shareholders holding securities in demat mode with NSDL/ CDSL has forgotten the password:

Shareholders who are unable to retrieve User ID/ Password are advised to use Forget User ID and Forget Password option available at abovementioned depository/ depository participants website.

- It is strongly recommended not to share your password with any other person and take utmost care to keep your password confidential.
- For shareholders/ members holding shares in physical form, the details can be used only for voting on the resolutions contained in this Notice.
- During the voting period, shareholders/ members can login any number of time till they have voted on the resolution(s) for a particular "Event".

Place: Prantij
Date: 05.08.2024

By Order of Board of Directors
For, Airo Lam Limited
CIN: L20211GJ2007PLC052019

Registered office:
Survey No. 355, Nananpur Road,
N.H. No. 8, Dalpur, Prantij - 383120,
Gujarat, India.

Sd/-
Pravinbhai N. Patel
Chairman & MD
DIN: 01840244

Sd/-
Sureshbhai H. Patel
Whole-Time Director
DIN: 02223842

DIRECTORS' REPORT

To,
The Members,
Airo Lam Limited,

The Board of directors of your Company is pleased in presenting the Seventeenth (17th) Annual Report of your Company together with the Audited Financial Statements for the period ended 31st March, 2024.

FINANCIAL RESULTS:-

(Amount in Lakhs)

Particulars	Standalone		Consolidated	
	FY 2023-24	FY 2022-23	FY 2023-24	FY 2022-23
Income from operations	20,518.57	19,946.02	20,637.42	19,946.03
Other Income	145.10	70.06	145.25	70.06
Total	20,663.67	20,016.08	20,782.67	20,016.09
Profit before depreciation, taxation & Extraordinary Items	1544.67	1,258.94	1502.69	1,258.94
Less: Depreciation & amortization	385.75	331.92	388.24	331.92
Less: Provision for Tax	278.42	178.40	278.42	178.40
Less: Deferred Tax	51.76	9.08	51.76	9.08

Less: Prior period Tax adjustment	-	-	-	-
Profit/(Loss) After Tax	828.74	739.54	784.27	739.54
Add: Balance brought forward from previous year	3,611.26	2,871.72	3,587.47	2,847.94
Surplus available for appropriation	4,439.99	3,611.26	4,253.86	3,587.48
Appropriations:				
General Reserves	Nil	Nil	Nil	Nil
Less: Proposed Dividend	Nil	Nil	Nil	Nil
Less: Tax on Dividend	Nil	Nil	Nil	Nil
Accelerated depreciation on fixed asset	Nil	Nil	Nil	Nil
Securities Premium	1,269.07	1,269.07	1,269.07	1,269.07
Balance Carried to Balance Sheet	5,732.81	4924.91	5,546.67	4,901.13

Result of operations and the state of Company's affairs

Your Company took several initiatives during the last financial year that helped in achieving and consolidating growth in production and sales volumes. Your company tried to increase the sales in the product being manufactured and marketed in-house.

During the year under review, your Company posted a stable performance with revenue of Rs. 20,518.57 Lakhs as against Rs. 19,946.02 Lakhs in the previous year. Profit for the year 2023-2024 was Rs. 828.74 Lakhs as against Rs. 739.54 Lakhs in the previous year.

As per the consolidated financial statements, the revenue and profit for the year 2023-2024 were Rs. 20,637.42 Lakhs and Rs. 19,946.03 Lakhs respectively as against Rs. 784.27 Lakhs and Rs. 739.54 Lakhs in the previous year.

RESERVES and SURPLUS

The Company has incurred profit of Rs. 828.74 Lakhs for the current financial year and the same is proposed to be transferred to Reserve and Surplus.

DIVIDEND:-

Your Directors do not recommend any dividends so as to conserve the resources of the company for future needs, for the year 2023-24.

CHANGE IN NATURE OF BUSINESS:-

No change in the nature of Business of the Company during the period under review.

DEPOSITS:-

During the year under review, the Company has not accepted/ renewed deposit from public/ shareholders as per the applicable provisions of the new Companies Act, 2013 and Companies (acceptance of Deposits) Rules, 2014. There is no overdue deposit as on 31st March, 2024.

SUBSIDIARY, JOINT VENTURE (JV) AND ASSOCIATE COMPANIES:-

The Company has following Associate Company:

Sr. No	Name of the Subsidiary/JV/Associate	Nature	Business
1	Airolam Asia Pacific Co. Ltd	Associate	Trading of plywood and veneer sheets

Further, a statement containing salient features of the financial statements of our associate company in the prescribed format AOC-1 is appended as "**Annexure-**

A” to the Board’s Report. The statement also provides the details of performances, financial position of our associate concern.

The Company does not have any Joint Venture & Subsidiary Companies.

CORPORATE GOVERNANCE:-

A separate report on Corporate Governance Compliance as stipulated in Regulation 34 (3) of SEBI (Listing Obligations and Disclosure Requirements) Regulations, 2015 (“Listing Regulations”) forms part of the Director’s Report.

AUDIT COMMITTEE:-

The Company has in place an Audit Committee in terms of requirements of the Act read with rules framed thereunder and Listing Regulations. The details relating to the Audit Committee are given in the Corporate Governance Report forming part of this report. The recommendations of Audit Committee were duly accepted by the Board of Directors.

MANAGEMENT DISCUSSION AND ANALYSIS REPORT:-

As per Listing Regulations, the Management Discussion and Analysis, is appended to this report.

DIRECTORS AND KEY MANAGERIAL PERSONNEL:-

1. Resignation / Cessation

During the year under review, there are no change in the Directors or KMPs.

2. Appointments

During the year under review, none of the Directors was appointed. However, Mr. Chintan Kamleshbhai Mehuriya was appointed as a Company Secretary and Compliance Officer w.e.f - 23.05.2023.

3. Retirement by Rotation

At the ensuing Annual General Meeting Mr. Sureshbhai Hansarajbhai Patel who retires by rotation and being eligible offers themselves for re-appointment.

There being no other changes in Directorship or KMPs of the Company during the year under review.

The details of Directors seeking appointment, re-appointment at the ensuing Annual General Meeting has been provided in the Notice of the Annual General Meeting, forming part of the Annual Report.

DIRECTOR'S RESPONSIBILITY STATEMENT:-

Pursuant to the requirement of Section 134 (5) of the Companies Act, 2013 ("Act"), and based on the representations received from the operating management, the Directors hereby confirm:

- that in the preparation of Annual Accounts, the applicable Accounting Standards had been followed and that no material departures have been made from the same.
- that they had selected such Accounting Policies and applied them consistently and made judgments and estimates that are reasonable and prudent so as to give a true and fair view of the state of affairs of the Company at the end of the Financial Year and of the profit or loss of the Company for that period.
- that they had taken proper and sufficient care for the maintenance of adequate accounting records in accordance with the provisions of the Companies Act, 2013, for safeguarding the assets of the Company and for preventing and detecting fraud and other irregularities.
- that they had prepared the Annual Accounts on a going concern basis.
- that the Company had adequate internal systems and controls in place to ensure compliance of laws applicable to the Company.

- that the Directors had devised proper systems to ensure compliance with the provisions of all applicable laws and that such systems were adequate and operating effectively.

DECLARATION BY INDEPENDENT DIRECTORS:-

All the Independent Directors have given declaration to the Company stating their independence pursuant to Section 149(6) of the Companies Act, 2013 and there has been no change in the circumstances which may affect their status as independent director during the year.

BOARD MEETINGS:-

During the year, Seven Board Meetings, as follows were convened and held with requisite quorum. The details of the Board Meetings and the attendance of the Directors are provided in the Corporate Governance Report attached hereto which forms part of this Report.

- | | |
|---------------|---------------|
| 1. 23.05.2023 | 5. 09.11.2023 |
| 2. 14.08.2023 | 6. 16.12.2023 |
| 3. 23.08.2023 | 7. 12.02.2024 |
| 4. 01.09.2023 | |

BOARD EVALUATION:-

The Companies Act, 2013 states that a formal annual evaluation needs to be made by the Board that of its committees and individual Directors. Schedule IV to the Companies Act, 2013 states that the performance evaluation of Independent Directors shall be done by the entire Board of Directors, excluding the Director being evaluated. The Board works with the Nomination & Remuneration Committee to lay down the evaluation criteria for the performance of Executive/ Non- Executive/ Independent Directors.

The evaluation of all the Directors, Committees and the Board as a whole was conducted based on the criteria and framework adopted by the Board and results of the evaluation is satisfactory and adequate and meets the

requirements. The Board approved the evaluation results as collated by the Nomination & Remuneration Committee.

DETAILS OF COMMITTEE OF DIRECTORS:-

Composition of Audit Committee of Directors, Nomination and Remuneration Committee of Directors, Stake Holders Relationship/ Grievances Committee of Directors and Corporate Social Responsibility Committee, number of meetings held of each Committee during the Financial year 2023-24 and meetings attended by each member of the Committee as required under the Companies Act, 2013 are provided in Corporate Governance Report and forming part of the report.

REMUNERATION POLICY:-

A Nomination and Remuneration Policy has been formulated pursuant to the provisions of Section 178 and other applicable provisions of the Companies Act, 2013 and Rules thereto stating therein the Company's policy on appointment and remuneration of Directors and Key Managerial Personnel which was approved and adopted by the Board of Directors.

CONSERVATION OF ENERGY, TECHNOLOGY ABSORPTION AND FOREIGN EXCHANGE EARNING AND OUTGO:-

The particulars regarding conservation of energy, technology absorption and Foreign Exchange earnings and outgo pursuant to 134(3)(m) of the Companies Act, 2013 read with Rule 8(3) of the Companies (Accounts) Rules, 2014 is annexed herewith as "**Annexure B**".

ANNUAL RETURN:-

The Annual Return of the Company as on March 31, 2024 is available on the Company's website and can be accessed at <https://airolam.com/investor-relation/>.

VIGIL MECHANISM / WHISTLE BLOWER POLICY:-

In order to ensure that the activities of the Company and its employees are conducted in a fair and transparent manner by adoption of highest standards of professionalism, honesty, integrity and ethical behaviour, the Company has adopted a Vigil Mechanism/Whistle Blower Policy. This policy is explained in corporate governance report and also posted on the website of company i.e. <https://airolam.com/investor-relation/>.

CORPORATE SOCIAL RESPONSIBILITY:-

The Corporate Social Responsibility Committee (CSR Committee) has formulated and recommended to the Board, a Corporate Social Responsibility Policy (CSR Policy) indicating the activities to be undertaken by the Company, which has been approved by the Board. The CSR Policy may be accessed on the Company's website at the link <https://airolam.com/investor-relation/>.

The Average Net Profits of the Company for the last three financial years is Rs. 8,95,37,472/- and accordingly the prescribed CSR expenditure during the financial year 2023-24 was Rs. 17,90,749/- (i.e. 2% of the Average Net Profits of the Company for the last three financial years). The Company had undertaken to spend an amount of Rs. 18,36,600/- during the financial year 2023-24 against the mandatory requirement of Rs. 17,90,749/-.

The Annual Report on CSR activities is annexed as "**Annexure-C**" to this Report.

STATUTORY AUDITORS: -

The shareholders of the Company at the 14th Annual General Meeting (AGM) held on September 29, 2021, approved the appointment of M/s Piyush J. Shah & Co., Chartered Accountants (ICAI Firm Registration No. 121172W) as the Statutory Auditors of the Company pursuant to Section 139 of the Companies Act, 2013 for a term of 5 years from the conclusion of 14th AGM till the conclusion of 19th AGM to be held in financial year 2025-26.

The Statutory Auditors' Report on the Standalone and Consolidated Financial Statements of the Company for the financial year ended March 31, 2024 forms part of this Annual report.

COMMENTS ON AUDITORS' REPORT:-

There is no adverse comment in the Auditors' Report which requires any further explanation.

SECRETARIAL AUDITOR:-

Pursuant to the provisions of Section 204 of the Companies Act, 2013 and The Companies (Appointment and Remuneration of Managerial Personnel) Rules, 2014, the Company has appointed Pitroda Nayan & Co., Practising Company Secretary, to undertake the Secretarial Audit of the Company for FY 2023-24. The Secretarial Audit Report is appended to this report as "**Annexure D**".

COMMENTS ON SECRETARIAL AUDITORS' REPORT:-

There is no adverse comment in the Secretarial Auditors' Report which requires any further explanation.

COST AUDITORS AND COST RECORD:-

Your Company was not required to appoint cost auditor of the Company for FY 2023-24.

PARTICULARS OF LOANS, GUARANTEES OR INVESTMENTS:-

No guarantees were given. Details of Loans, guarantees and investments covered under the provisions of Section 186 of the Companies Act, 2013 form part of the notes to the Financial Statements provided in this Annual Report.

RELATED PARTY TRANSACTIONS (RPT):-

Related party transactions that were entered during the financial year were on an arm's length basis and were in the ordinary course of business. There were no materially significant related party transactions with the Company's Promoters, Directors, Management or their relatives, which could have had a potential conflict with the interests of the Company. Transactions with related parties entered by the Company in the normal course of business are periodically placed before the Audit Committee for its omnibus approval and the particulars of contracts entered during the year as per Form AOC-2 is enclosed as "Annexure - E".

INTERNAL CONTROL SYSTEMS:-

The Company has adequate system of internal control to safeguard and protect from loss, unauthorized use or disposition of its assets. All the transactions are properly authorised, recorded and reported to the Management. The Company is following all the applicable Accounting Standards for properly maintaining the books of accounts and reporting financial statements. The internal management of the company checks and verifies the internal control and monitors them in accordance with policy adopted by the company. The Company continues to ensure proper and adequate systems and procedures commensurate with its size and nature of its business.

RISK MANAGEMENT:-

The Company has framed a sound Risk Management Policy to identify and evaluate business risks and opportunities and the same has become integral part of Company's day to day operations. The key business risks identified by the Company are as follows viz. Industry Risk, Management and Operations Risk, Market Risk, Government Policy risk, Liquidity risk, and Systems risk. The Company has in place adequate mitigation plans for the aforesaid risks.

MATERIAL CHANGES AND COMMITMENTS AFFECTING THE FINANCIAL POSITION OF THE COMPANY:-

There have been no material changes and commitments, if any, affecting the financial position of the Company which have occurred between the ends of the financial year of the Company to which the financial statements relate and the date of the report.

SIGNIFICANT AND MATERIAL ORDERS:-

There are no material orders passed by Regulators, Courts or Tribunals impacting the going concern status and company's operations in future.

REPORTING OF FRAUD:-

There was no instance of fraud during the year under review, which required the Statutory Auditors to report to the Audit Committee and/or Board under section 143(12) of Act and Rules framed thereunder.

DISCLOSURE ABOUT RECEIPT OF ANY COMMISSION BY MANAGING DIRECTOR:-

No Commission was drawn by the Managing Director during the financial year.

INDUSTRIAL RELATIONS:-

The relationship with the workmen and staff remained co-ordial and harmonious during the year and management received full co-operation from employees.

DISCLOSURE UNDER THE SEXUAL HARASSMENT OF WOMEN AT WORKPLACE (PREVENTION, PROHIBITION AND REDRESSAL) ACT, 2013:

The Company has in place an Anti-Sexual Harassment Policy in line with the requirement of the Sexual Harassment of Women at Workplace (Prevention,

Prohibition and Redressal) Act, 2013. All employees are covered under this policy. The Company has also complied with the provisions related to constitution of Internal Complaints Committee (ICC) under the said Act to redress complaints received regarding sexual harassment. The Company received no complaints pertaining to sexual harassment during F.Y 2023-24.

CAUTIONARY STATEMENT:-

Statements in the Boards' Report and the Management Discussion and Analysis describing the Company's objectives, explanations and predictions, may be forward looking within the meaning of applicable securities laws and regulations. Actual results may differ materially from those expressed in the statement. Important factors that could influence the company's operations include: global and domestic demand and supply conditions affecting selling prices, new capacity additions, availability of critical materials and their cost, changes in government policies and tax laws, economic development of the country, and other factors which are material to the business operations of the Company.

ACKNOWLEDGEMENT:-

Your Directors place on record their sincere appreciation for the continuous support and cooperation received from the Business Associates including vendors, customers and Banks. Your Directors greatly appreciates overwhelming cooperation, dedication, commitment and contribution made by employees at all levels and look forward for their continued support in future as well. Your Directors would also wish to place on record their gratitude to the shareholders for having faith on the management of the Company.

Place: Prantij
Date: 05.08.2024

By Order of Board of Directors
For, Airo Lam Limited
CIN: L20211GJ2007PLC052019

Registered office:
Survey No. 355, Nananpur Road,
N.H. No. 8, Dalpur, Prantij - 383120,
Gujarat, India.

Sd/-
Pravinbhai N. Patel
Chairman & MD
DIN: 01840244

Sd/-
Sureshbhai H. Patel
Whole-Time Director
DIN: 02223842

ANNEXURE "A" TO DIRECTORS' REPORT

FORM AOC 1

Pursuant to the first proviso to sub-section (3) of Section 129 read with Rule 5 of
the Companies
(Accounts) Rules, 2014.

Statement containing salient features of the financial statement of
subsidiaries/associate companies /joint ventures

Part "A": Subsidiary Companies: The Company does not have any Subsidiary
Companies.

Part "B": Associates and Joint Ventures

Statement pursuant to Section 129 (3) of the Companies Act, 2013 related
to Associate Companies and Joint Ventures

Name of associates/Joint Ventures		Airolam Asia Pacific Co. Ltd
1	Date of Latest audited Balance Sheet	31.03.2024
2	Shares of Associate/Joint Ventures held by the company on the year end	
	No.	9600
	Amount of Investment in Associates/Joint Venture	Rs. 23,78,325
	Extent of Holding%	48.00%
3	Description of how there is significant influence	Holding more than 20% of total share capital
4	Reason why the associate/joint venture is not consolidated	Not Applicable
5	Net worth attributable to shareholding as per latest audited	Rs. 20,00,000/-

	Balance Sheet	
6	Profit/Loss for the year	NIL
	i. Considered in Consolidation	NIL
	ii. Not Considered in Consolidation	Not Applicable

1. Names of subsidiary, associates or joint ventures which are yet to commence operations: NIL

2. Names of subsidiary, associates or joint ventures which have been liquidated or sold during the year: NIL

Place: Prantij
Date: 05.08.2024

By Order of Board of Directors
For, Airo Lam Limited
CIN: L20211GJ2007PLC052019

Registered office:
Survey No. 355, Nananpur Road,
N.H. No. 8, Dalpur, Prantij - 383120,
Gujarat, India.

Sd/-
Pravinbhai N. Patel
Chairman & MD
DIN: 01840244

Sd/-
Sureshbhai H. Patel
Whole-Time Director
DIN: 02223842

ANNEXURE "B" TO DIRECTORS' REPORT

CONSERVATION OF ENERGY, TECHNOLOGY ABRORPTION AND FOREIGN EXCHANGE EARNING AND OUTGO

The information pertaining to conservation of energy, technology absorption, Foreign exchange Earnings and outgo as required under Section 134(3) of the Companies Act, 2013 read with Rule 8(3) of the Companies (Accounts) Rules, 2014 is furnished as below:

(A) Conservation of energy:

Steps taken / impact on conservation of energy, with special reference to the following:

(i) Steps taken by the company for utilizing alternate sources of energy including waste generated: NIL

(B) Technology absorption:

(i) Company's products are grown by using in-house know how and no outside technology is being used for operational activities. Therefore no technology absorption is required.

(ii) The Company has not incurred any expenditure on research and Development.

(C) Foreign exchange earnings and outgo:

Particulars	Amount (In Rs.)
Foreign Exchange earned in terms of actual inflows during the year	Rs. 39,50,84,000/-
Foreign Exchange outgo during the year in terms of actual outflows	Rs. 22,42,00,500/-

Place: Prantij
Date: 05.08.2024

By Order of Board of Directors
For, Airo Lam Limited
CIN: L20211GJ2007PLC052019

Registered office:
Survey No. 355, Nananpur Road,
N.H. No. 8, Dalpur, Prantij - 383120,
Gujarat, India.

Sd/-
Pravinbhai N. Patel
Chairman & MD
DIN: 01840244

Sd/-
Sureshbhai H. Patel
Whole-Time Director
DIN: 02223842

ANNEXURE "C" TO DIRECTORS' REPORT

CORPORATE SOCIAL RESPONSIBILITY (CSR)

[Pursuant to clause (o) of sub-section (3) of section 134 of the Act and Rule 9 of the Companies (Corporate Social Responsibility) Rules, 2014]

1. A brief outline of the Company's CSR policy, including overview of projects or programmes proposed to be undertaken and a reference to the web-link to the CSR policy and projects or programs.

The Company's CSR Policy is to serve the cause for creating a healthy and enlightened life for the needy while fulfilling the responsibility of conservation of scarce natural resources. As a concerned corporate citizen, it is felt as a duty to give back some support to the weaker sections of society through sustained projects. The focus was on programmes to promote Education, Healthcare & Medical initiatives, Animal Welfare and Promoting Art.

2. The Composition of the CSR Committee:

Name	Designation	Category
Mr. Pravin Nathabhai Patel	Chairman	Promoter - Executive
Mr. Suresh Hansrajbhai Patel	Member	Promoter - Executive
Mrs. Mamta Premanshubhai Patel	Member	Independent - Non Executive

The Company Secretary acts as the Secretary to the Committee.

3. Average net profit of the company as per Section 135(5): Rs. 8,95,37,472/-
4. (a) Two percent of average net profit of the company as per Section 135(5): Rs. 17,90,749/-
(b) Surplus arising out of the CSR projects or programs or activities of the previous financial years: Nil
(c) Amount required to be set off for the financial year, if any: Nil

(d) Total CSR obligation for the financial year (7a+7b-7c): *Rs. 17,90,749/-

*The Company had undertaken to spend an amount of Rs. 17,90,749/- in addition to the CSR obligation as provided under Sr. No. 4(d) above. Accordingly, the total CSR obligation undertaken by the Company to be spent during the financial year 2023-24 was Rs. 18,36,600/-.

5. (a) CSR amount spent or unspent for the financial year:

Total Amount Spent for the Financial Year (in Rs.)	Amount Unspent (in Rs.)				
	Total Amount transferred to Unspent CSR Account as per Section 135(6)		Amount transferred to any fund specified under Schedule VII as per second proviso to Section 135(5)		
	Amount	Date of Transfer	Name of the Fund	Amount	Date of transfer
Rs. 18,36,600/-	-	-	-	-	-

b) Manner in which the amount spent during the financial year is detailed below:

Sr. No.	CSR project or activity identified/ beneficiary	Sector in which the project is covered	Location of the Projects / programs	Amount outlay (budget)	Amount spent on the projects or programs Subheads:	Cumulative expenditure up to the reporting period.	Amount spent: Direct/ Implementing Agency
1	Support for Eradicating hunger	Promoting socially & economically backward groups	Himatnagar, Gujarat	Rs. 10,00,000/-	Rs. 9,00,000/-	Rs. 9,00,000/-	Through Sardardham Vishw Patidar Samaj
2	Support for Health Care	Promoting health care including preventive health care	Ahmedabad, Gujarat	Rs. 7,00,000/-	Rs. 3,50,000/-	Rs. 2,50,000/-	Through Bharat Vikas Parishad
3	Support for Eradicating hunger	Rural development projects	Rajkot, Gujarat	Rs. 6,00,000/-	Rs. 2,50,000/-	Rs. 5,00,000/-	Through Manav Seva Trust
4	Support for Eradicating hunger	Rural development projects	Jamnagar, Gujarat	Rs. 1,00,000/-	Rs. 5,100/-	Rs. 5,100/-	Through Shree Halar Sarvajiv Seva Samaj Trust
5	Supporting the growth of the Society	Promoting the growth of the Society	Himatnagar, Gujarat	Rs. 1,00,000/-	Rs. 50,000/-	Rs. 50,000/-	Through Sadvichar Parivar
5	Support for Eradicating hunger	Rural development projects	Himatnagar, Gujarat	Rs. 3,00,000/-	Rs. 2,81,500/-	Rs. 2,81,500/-	Through Sadvichar Parivar

Total Expense Total Expense				Rs.	Rs.	Rs.	
				28,00,000	18,36,600	18,36,600	
				/-	/-	/-	

- c) Amount spent in Administrative Overheads: Nil
- d) Amount spent on Impact Assessment, if applicable: N.A.
- e) Total amount spent for the Financial Year (8b+8c+8d+8e): Rs. 18,36,600/-
- f) Excess amount for set off, if any,

Sr. No.	Particular	Amount (in Rs.)
1	Two percent of average net profit of the company as per Section 135(5)	Rs. 17,90,749/-
2	Total amount spent for the Financial Year	Rs. 18,36,600/-
3	Excess amount spent for the financial year [(ii)-(i)]	NIL
4	Surplus arising out of the CSR projects or programmes or activities of the previous financial years, if any	NIL
5	Amount available for set off in succeeding financial years [(iii)-(iv)]	NIL

6. a) Details of Unspent CSR amount for the preceding three financial years: -
b) Details of CSR amount spent in the financial year for ongoing projects of the preceding financial year(s): Rs. 0
7. In case of creation or acquisition of capital asset, furnish the details relating to the asset so created or acquired through CSR spent in the financial year (Please provide below details if any) (asset-wise details):

The Company has not created or acquired any capital assets through CSR spent in the Financial Year 2023-24.

8. Specify the reason(s), if the company has failed to spend two per cent of the average net profit as per Section 135(5): NA

Place: Prantij
Date: 05.08.2024

By Order of Board of Directors
For, Airo Lam Limited
CIN: L20211GJ2007PLC052019

Registered office:
Survey No. 355, Nananpur Road,
N.H. No. 8, Dalpur, Prantij - 383120,
Gujarat, India.

Sd/-
Pravinbhai N. Patel
Chairman & MD
DIN: 01840244

Sd/-
Sureshbhai H. Patel
Whole-Time Director
DIN: 02223842

ANNEXURE "D" TO DIRECTORS' REPORT

Form No. MR-3

SECRETARIAL AUDIT REPORT

FOR THE FINANCIAL YEAR ENDED 31st March, 2023

[Pursuant to section 204(1) of the Companies Act, 2013 and rule No.9 of the Companies (Appointment and Remuneration Personnel) Rules, 2014]

To,

The Members,

AIRO LAM LIMITED

[CIN L20211GJ2007PLC052019]

I have conducted the secretarial audit of the compliance of applicable statutory provisions and the adherence to good corporate practices by AIRO LAM LIMITED [CIN L20211GJ2007PLC052019] (hereinafter called the company). Secretarial Audit was conducted in a manner that provided me a reasonable basis for evaluating the corporate conducts/statutory compliances and expressing my opinion thereon.

Based on my verification of the Company's books, papers, minute books, forms and returns filed and other records maintained by the Company and also the information provided by the Company, its officers, agents and authorized representatives during the conduct of secretarial audit, I hereby report that in my opinion, the Company has, during the audit period covering the financial year ended on 31st March, 2024 ('Audit Period') complied with the statutory provisions listed hereunder and also that the Company has proper Board-processes and compliance-mechanism in place to the extent, in the manner and subject to the reporting made hereinafter:

I have examined the books, papers, minute books, forms and returns filed and other records maintained by the Company for the financial year ended on **31st March, 2024** according to the provisions of:

- i. The Companies Act, 2013 (**the Act**) and the rules made there under.
- ii. The Securities Contracts (Regulation) Act, 1956 ('SCRA') and the rules made thereunder;
- iii. The Depositories Act, 1996 and the Regulations and Bye-laws framed thereunder;

- iv. Foreign Exchange Management Act, 1999 and the Rules and Regulations made thereunder to the extent of Foreign Direct Investment, Overseas Direct Investment and External Commercial Borrowing.
- v. The following Regulations and Guidelines prescribed under the Securities and Exchange Board of India Act, 1992 ('SEBI Act'): -
 - (a) *The Securities and Exchange Board of India (Substantial Acquisition of Shares and Takeovers) Regulations, 2011;*
 - (b) *The Securities and Exchange Board of India (Prohibition of Insider Trading) Regulations, 2015.*
 - (c) *The Securities and Exchange Board of India (Issue of Capital and Disclosure Requirements) Regulations, 2009 (not applicable to the company during the audit period);*
 - (d) *The Securities and Exchange Board of India (Share Based Employee Benefits) Regulations, 2014 (not applicable to the company during the audit period);*
 - (e) *The Securities and Exchange Board of India (Issue and Listing of Debt Securities) Regulations, 2008 (not applicable to the company during the audit period);*
 - (f) *The Securities and Exchange Board of India (Registrars to an Issue and Share Transfer Agents) Regulations, 1993 regarding the Companies Act and dealing with client;*
 - (g) *The Securities and Exchange Board of India (Delisting of Equity Shares) Regulations, 2009 (not applicable to the company during the audit period);*
 - (h) *The Securities and Exchange Board of India (Buyback of Securities) Regulations, 1998 (not applicable to the company during the audit period);*

I have also examined compliance with the applicable clauses of the following:

- i. Secretarial Standards issued by the Institute of Company Secretaries of India.
- ii. Securities and Exchange Board of India (Listing Obligations and Disclosure Requirements) Regulations, 2015.

During the period under review the Company has complied with the provisions of the Act, Rules, Regulations, Guidelines, Standards, etc. mentioned above.

During the period under review the Company has complied with the provisions of the Act, Rules, Regulations, Guidelines, Standards, etc. mentioned above except the Company didn't upload the Disclosure Regarding the Related Party for March, 2023 Half Year on the date on which the Financial Results were approved however the Company upload the same on the next day.

I further report that:

The Board of Directors of the Company is duly constituted with proper balance of Executive Directors, Non-Executive Directors and Independent Directors. The changes in the composition of the Board of Directors that took place during the period under review were carried out in compliance with the provisions of the Act.

Adequate notice is given to all the directors to schedule the Board Meetings, agenda and detailed notes on agenda were sent at least seven days in advance, and a system exists for seeking and obtaining further information and clarifications on the agenda items before the meeting and for meaningful participation at the meeting.

Board take decision by majority of directors while the dissenting directors' views are captured and recorded as part of the minutes.

I further report that:

There are adequate systems and processes in the company commensurate with the size and operations of the company to monitor and ensure compliance with applicable Laws, Rules, Regulations and guidelines.

I further report that there were no other instances of:

- (i) Public/Rights/Preferential issue of Shares/debentures/sweat equity
- (ii) Redemption/buy-back of securities
- (iii) Major decisions taken by the members in pursuance to section 180 of the Companies Act, 2013
- (iv) Merger/ amalgamation
- (v) Foreign technical collaborations.

**For. Pitroda Nayan & Co.,
Company Secretaries**

Sd/-

Nayan P. Pitroda

Proprietor

Mem.No.: 58473

C.P.No.: 23912

UDIN.: A058473F000839506

P/R No.: 5509/2024

Date.: 27/07/2024

Place.: Ahmedabad

Note: This report is to be read with my letter of even date which is annexed as Annexure herewith and forms and integral part of this report.

Annexure to Secretarial Audit Report

To,

The Members,

AIRO LAM LIMITED

[CIN L20211GJ2007PLC052019]

My report of even date is to be read along with this letter.

1. Maintenance of secretarial records is the responsibility of the management of the Company. My responsibility is to express an opinion on these secretarial records based on my audit.
2. I have followed the audit practices and processes as were appropriate to obtain reasonable assurance about the correctness of the contents of the secretarial records. The verification was done on test basis to ensure that correct facts are reflected in secretarial records. I believe that the processes and practices, I followed provide a reasonable basis for my opinion.
3. I have not verified the correctness and appropriateness of financial records and Books of Accounts of the Company.
4. Wherever required, I have obtained the Management representations about the compliance of Laws, Rules and Regulations and happening of events etc.
5. The compliance of the provisions of corporate and other applicable Laws, Rules, Regulations, Standards is the responsibility of management. My examination was limited to the verification of procedures on test basis.
6. The Secretarial Audit report is neither an assurance as to the future viability of the Company nor of the efficacy or effectiveness with which the management has conducted the affairs of the Company.

**For. Pitroda Nayan & Co.,
Company Secretaries**

Sd/-

Nayan P. Pitroda

Proprietor

Mem.No.: 58473

C.P.No.: 23912

UDIN.: A058473F000839506

P/R No.: 5509/2024

Date.: 27/07/2024

Place.: Ahmedabad

ANNEXURE "E" TO DIRECTORS' REPORT

FORM NO. AOC-2

(Pursuant to clause (h) of sub-section (3) of section 134 of the Act and Rule 8(2) of the Companies (Accounts) Rules, 2014)

Form for Disclosure of particulars of contracts/arrangements entered into by the company with related parties referred to in sub section (1) of section 188 of the Companies Act, 2013 including certain arm's length transaction under third proviso thereto.

1. Details of contracts or arrangements or transactions not at Arm's length basis:

Airo Lam Limited (the Company) has not entered into any contract/arrangement/ transaction with its related parties which is not in ordinary course of business or not at arm's length during F.Y. 2023-24.

2. Details of contracts or arrangements or transactions at Arm's length basis.

Name of Related Party /Nature of Contract	Nature of Relationship	Salient Terms	Amount (Rs.)	Date of Approval by the Board and Audit Committee
Airolam Asia Pacific Co., Ltd.	Associate Concern	As per contract	98,52,278	23/05/2023
Sales				

Place: Prantij
Date: 05.08.2024

By Order of Board of Directors
For, Airo Lam Limited
CIN: L20211GJ2007PLC052019

Registered office:
Survey No. 355, Nananpur Road,
N.H. No. 8, Dalpur, Prantij - 383120,
Gujarat, India.

Sd/-
Pravinbhai N. Patel
Chairman & MD
DIN: 01840244

Sd/-
Sureshbhai H. Patel
Whole-Time Director
DIN: 02223842

**STATEMENT OF PARTICULARS AS PER RULE 5(1) OF THE COMPANIES
(APPOINTMENT AND REMUNERATION OF MANAGERIAL PERSONNEL)**

RULES, 2014

Sl. No.	Name of Director/ Key Managerial Personnel and Designation	Remuneration of Director / Key Managerial Personnel for the year ended March 31, 2024 (Rs. in lakhs)	% increase in the remuneration in the year ended March 31, 2024	Ratio in the remuneration of each Director to the median remuneration of the employees	Comparison of the remuneration of the Key Managerial Personnel against the performance of the Company
1	Mr. Pravinbhai Nathabhai Patel, Managing Director	11.40	-	3.30	Profit after tax (PAT) for the year 2023-24, increased by 12.06%
2	Mr. Sureshbhai Hansrajbhai Patel - Whole Time Director	13.65	-	3.95	
3	Mr. Hardik P. Patel, Director	8.40	-	2.43	
4	Mr. Mehulkumar J. Patel, Independent Director	-	-	-	
5	Mr. Manilal K. Patel, Independent Director	-	-	-	
6	Mrs. Mamtaben P. Patel, Independent Director	-	-	-	
7	Mr. Keyaben Patel, CFO	-	-	-	
8	Mr. Chintankumar K Mehuriya, Company Secretary	1.44	-	0.42	

1. The median remuneration of employees of the Company during the year ended March 31, 2024 was Rs. 3,45,150/-.
2. During the year ended March 31, 2024, there was no increase in the median remuneration of employees.
3. As on March 31, 2024, the Company had 328 permanent employees.
4. **Relationship between average increase in the remuneration and performance of the Company:**
PAT for the year ended March 31, 2024 increased by 12.06% and the median remuneration by 15.15 %.
5. **Comparison of remuneration of the Key Managerial Personnel against the performance of the Company:**
While PAT rose by 12.06% from Rs. 739.54 Lakhs in 2022-23 to Rs. 828.74 Lakhs in 2023-24, the total remuneration of Key Managerial Personnel is Rs. 30.45 Lakhs in 2023-24.
6. During the financial year 2023-24, there was increase in the salary of the employees.
7. During the year ended March 31, 2024, there was Three (03) employee who are not a director of the Company and in receipt of remuneration of in excess or equivalent of the highest paid director of the Company.

Place: Prantij
Date: 05.08.2024

By Order of Board of Directors
For, Airo Lam Limited
CIN: L20211GJ2007PLC052019

Registered office:
Survey No. 355, Nananpur Road,
N.H. No. 8, Dalpur, Prantij - 383120,
Gujarat, India.

Sd/-
Pravinbhai N. Patel
Chairman & MD
DIN: 01840244

Sd/-
Sureshbhai H. Patel
Whole-Time Director
DIN: 02223842

MANAGEMENT DISCUSSION AND ANALYSIS

Pursuant to Regulation 34 and Schedule V of the SEBI (Listing Obligations and Disclosure Requirements) Regulations, 2015, the Management Discussion and Analysis Report are as follows:

Indian Economic Overview:

The Global growth is forecast to slow from 6.0 percent in 2021 to 3.2 percent in 2022 and 2.7 percent in 2023. This is the weakest growth profile since 2001 except for the global financial crisis and the acute phase of the COVID-19 pandemic.

The Indian economy during the fiscal year 2022-2023 witnessed a mix of challenges and opportunities, shaped by both domestic and global factors. Here is a concise overview of key economic aspects during this period:

1. **Growth and GDP**: Real GDP or GDP at Constant Prices is estimated to attain a level of ₹173.82 lakh crore in the year 2023-24, against the First Revised Estimates (FRE) of GDP for the year 2022-23 of ₹160.71 lakh crore. The growth rate in Real GDP during 2023-24 is estimated at 8.2% as compared to 7.0% in 2022-23. Nominal GDP or GDP at Current Prices is estimated to attain a level of ₹295.36 lakh crore in the year 2023-24, against ₹269.50 lakh crore in 2022-23, showing a growth rate of 9.6%. Real GVA is estimated at ₹158.74 lakh crore in the year 2023-24, against the FRE for the year 2022-23 of ₹148.05 lakh crore, registering a growth rate of 7.2% as compared to 6.7% in 2022-

23. Nominal GVA is estimated to attain a level of ₹267.62 lakh crore during FY 2023-24, against ₹246.59 lakh crore in 2022-23, showing a growth rate of 8.5%.

2. **Inflation**: Inflation remained a challenge throughout the fiscal year, with Consumer Price Index (CPI) inflation hovering around 5-6%. Rising food and fuel prices were significant contributors. The Reserve Bank of India (RBI) adopted a cautious monetary stance, balancing the need to control inflation while supporting growth. Policy interest rates were adjusted gradually to curb inflation without stifling economic expansion.
3. **Fiscal Deficit and Government Measures**: The government maintained a focus on fiscal consolidation while continuing to support economic growth through public expenditure. The fiscal deficit was kept within manageable limits, around 6-6.5% of GDP, supported by strong tax collections, especially through the Goods and Services Tax (GST). The government's capital expenditure, particularly in infrastructure, remained a key driver of economic activity.
4. **Foreign Direct Investment (FDI)**: There was a strong focus on infrastructure development, with significant investments in roads, railways, ports, and digital infrastructure. The government's National Infrastructure Pipeline (NIP) and the Gati Shakti initiative were critical in driving infrastructure investments. Foreign Direct Investment (FDI) inflows remained robust, reflecting global confidence in India's growth potential.

5. **Agriculture and Rural Economy:** Agriculture continued to play a critical role, with a steady performance aided by normal monsoon conditions. Government initiatives such as increased Minimum Support Prices (MSP) for crops and improved rural infrastructure supported the sector. However, the sector still faces challenges such as dependence on monsoons and the need for better access to technology and credit..

In conclusion, looking ahead, the Indian economy is expected to continue its growth momentum, with GDP growth projected in the range of 6-6.5%. The government's focus on structural reforms, digital transformation, and infrastructure development is likely to sustain economic expansion. However, challenges such as global economic uncertainty, inflationary pressures, and the need for job creation will require careful management.

Performance of major economies:

- **United States:** Reported GDP growth of 2.7% compared to 2.1% in 2023
- **China:** GDP growth is expected to contract from 3% in 2023 to 4.6% in 2024.
- **United Kingdom:** GDP is expected to grow 4.1% in 2022 compared to 7.6% in 2021.
- **Japan:** Reported growth of 0.9% in 2024 compared to 1.7% in 2023.
- **Germany:** Reported GDP growth of 0.2% compared to 1.8% in 2023.

(Source: PWC report, EY report, IMF data, Investopedia)

Indian Market Overview:

Laminates

The Indian laminate market is one of the largest in the world, driven by increasing demand in residential and commercial spaces. The market size is estimated to be around INR 8,000-10,000 crore and is growing at a healthy pace due to its affordability, versatility, and easy maintenance.

(Source: The Hindu Business Line)

Decorative veneers

The veneer market is smaller compared to laminates but is highly valued for its premium finish and natural appeal. The market is growing as consumers become more inclined towards luxury interiors and sustainable materials.

(Source: imarcgroup.com, futuremarketinsights.com)

Flooring and doors

The doors industry, encompassing both interior and exterior doors, is experiencing growth driven by the housing sector, infrastructure development, and the replacement market. The market is estimated to grow at a CAGR of 5-7% over the next few years.

(source: grandviewresearch.com)

In conclusion, the future of the laminates, veneers, and doors industries in India looks promising, with continued growth expected in the coming years. The market is likely to benefit from the ongoing urbanization, rising income levels, and increased consumer awareness of quality and design. However, companies will need to navigate challenges related to raw material sourcing, environmental sustainability, and intense competition. Innovation, branding, and expanding distribution networks will be key to maintaining a competitive edge.

Demand drivers

The key drivers of the plywood market are:

1. Increasing construction activity: Plywood is widely used in the construction industry, for applications such as sheathing, flooring, and paneling. The increasing construction activity around the world is therefore driving the demand for plywood.
2. Growing furniture industry: Plywood is also used in the manufacture of furniture. The growing furniture industry is therefore another key driver of the plywood market.
3. Rising demand from Asia-Pacific: Asia-Pacific is the largest market for plywood, due to the growing construction and furniture industries in the region. The rising demand from Asia-Pacific is therefore driving the growth of the plywood market.
4. Increasing use of plywood in packaging: Plywood is increasingly being used in packaging, due to its strength and durability. This is driving the demand for plywood.

(Source: Population U, Business Standard, Indian Retailer, Statista, India.com, Business Today.in)

Discussion on performance, Financial Year 2023-24

Balance Sheet

- Total assets for FY 2023-24 stood at Rs. 14420.33 Lakhs compared to Rs. 12307.26 Lakhs in FY 2022-23.
- Net worth stood at Rs. 7233.01 Lakhs as on 31st March, 2024 compared to Rs. 6425.11 Lakhs as on 31st March, 2023.

Profit and loss statement

- Revenues from operations increased from Rs. 19946.03 Lakhs in FY 2022-23 to Rs. 20518.57 Lakhs in FY 2023-24
- Profit after tax was witnessed at Rs. 828.74 Lakhs in FY 2023-24 as compared to FY 739.54 Lakhs in FY 2022-23

- Depreciation and amortisation stood at Rs. 385.75 Lakhs in FY 2023-24 compared to Rs. 331.92 Lakhs in FY 2022-23.

Risks and Concerns

The Company has framed a sound Risk Management Policy to identify and evaluate business risks and opportunities and the same has become integral part of Company's day to day operations. The key business risks identified by the Company are as follows viz. Industry Risk, Management and Operations Risk, Market Risk, Government Policy risk, Liquidity risk, and Systems risk. The Company has in place adequate mitigation plans for the aforesaid risks.

Human Resources and Industrial Relations

The Company has created an enabling working environment where employees are selectively recruited, trained and provided with superior career growth. During the year under review, the Company organised various training programmes with a focus on enhancing functional and behavioural competencies. The Company enjoys a harmonious relationship with factory workers; it comprises a blend of millennial and experienced employees.

Internal control systems and their adequacy

The Company has adequate system of internal control to safeguard and protect from loss, unauthorized use or disposition of its assets. All the transactions are properly authorised, recorded and reported to the Management. The Company is following all the applicable Accounting Standards for properly maintaining the books of accounts and reporting financial statements. The internal management of the company checks and verifies the internal control and monitors them in accordance with policy adopted by the company. The Company continues to ensure proper and adequate systems and procedures commensurate with its size and nature of its business.

Cautionary Statement

The statements in the 'management discussion and analysis' section describing the Company's objectives, projections, estimates and prediction may be considered as forward looking statements. All statements that address expectations or projections about the future, including but not limited to statements about the Company's strategy for growth, product development, market positioning, expenditures and financial results are based on certain assumptions and expectations of future events. The Company cannot guarantee that these assumptions and expectations are accurate or will be realised. The Company assumes no responsibility to publicly amend, modify or revise any forward-looking statement on the basis of any subsequent developments, information or events.

REPORT ON CORPORATE GOVERNANCE

Corporate Governance and practices in accordance with the provisions of Regulation 34 of SEBI (LODR) Regulations, 2015:

A. Company's philosophy on Code of Governance:

Corporate Governance is about commitment to values and about ethical business conduct. Corporate Governance primarily involves transparency, complete disclosure, independent monitoring of the state of affairs and being fair to all stakeholders.

The objective of the Company is not only meet the statutory requirements of the code but to go well beyond it by instituting such systems and procedures as are in accordance with the latest global trend of making management completely transparent and institutionally sound.

The Company has always believed in the concept of good Corporate Governance involving transparency, empowerment, accountability and integrity with a view to enhance stakeholder value. The company has professionals on its Board of Directors who get actively involved in the deliberations of the board as well as committees of directors on all important policy matters.

B. Board of Directors:

a) Composition:

The present Board of Directors consists of half of Non-executive / Independent directors. As of date, the Board Comprises of 3 (three) whole time / executive directors/Managing Director/Director and 3 (Three) non-executive/ Independent directors. The Number of independent directors on the Board are 3(Three) and others are promoter director.

The company has an executive chairman and the number of non-executive directors is 50% of the total number of directors. The Company, therefore, meets with the requirements relating to the composition of the Board of Directors.

The composition and category of Directors are as follows:

Category	Name Of Directors
Promoter & Executive Director	Mr. Pravin N. Patel (Chairman & Managing Director)
	Mr. Hardikbhai P. Patel (Director)
	Mr. Suresh H. Patel (Whole Time Director)
Non-Executive Directors	Mr. Mehulbhai J. Patel (Independent Director)
	Mr. Manilal K. Patel (Independent Director)
	Mrs. Mamtaben P. Patel (Independent Director)

Attendance of each Director at the Board meetings, Last Annual General Meeting and Number of Other Directorships and Chairmanships / Memberships of Committees of each Director in various companies, during the year 2023-2024:

Name of Directors	Attendance Particulars		No. of Directorships and Committee Memberships / Chairmanships		
	Board Meetings	Last AGM	Other Directorship	Committee Membership	Committee Chairmanship
Pravin N. Patel	07	Present	None	None	None
Hardik P. Patel	07	Present	None	None	None
Suresh H. Patel	07	Present	None	None	None
Mamta P. Patel	07	Present	None	None	None
Manilal K. Patel	07	Present	None	None	None

Mehulbhai J. Patel	07	Present	None	None	None
--------------------	----	---------	------	------	------

Number of Board Meetings held and dates on which held:

07 (Seven) Board Meetings were held during the year 2023-2024, as against the minimum requirement of 4 meetings. The dates on which the meetings were held are 23.05.2023, 14.08.2023, 23.08.2023, 01.09.2023, 09.11.2023, 16.12.2023, and 12.02.2024. The Company has held one meeting every quarter and the maximum time gap between two meetings was not more than four months.

The Information as required under Regulation 17 of SEBI (LODR) Regulations, 2015 is made available to the Board. The agenda and the papers for consideration at the Board meeting are circulated to the Directors in advance before the meeting. Adequate information is circulated as part of the Board papers and is also made available at the Board Meeting to enable the Board to take informed decisions. Where it is not practicable to attach supporting / relevant document(s) to the Agenda, the same are tabled at the meeting and specific reference to this is made in the agenda.

MD Certification:

Mr. Pravinbhai Nathabhai Patel, Managing Director of the Company is giving annual certification on financial reporting and internal controls to the Board in compliance with Regulation 17[8] of SEBI [Listing Obligations and Disclosure Requirements] Regulations, 2015 [Listing Regulations].

Code of Conduct:

The Company has formulated and implemented a Code of Conduct for all Board Members and senior management personnel of the Company in compliance with Regulation 17 of SEBI (LODR) Regulations, 2015.

Audit Committee:

The Board of Directors of the Company has constituted an Audit Committee on 5th April, 2017. Further, the constitution of Audit Committee has been changed on May 21, 2019. Presently, the Audit Committee comprising of 3 (Three) independent Directors namely Mrs. Mamtaben Premanshu Patel, Chairman and Mr. Manilal Kanjibhai Patel and Mr. Mehulbhai Jayantilal Patel as members of the committee.

The Constitution, composition and functioning of the Audit Committee also meets with the requirements of Section 177 of the Companies Act, 2013 and Regulation 18 of SEBI (LODR) Regulations, 2015.

Terms of Reference:

The terms of reference of the Audit Committee include approving and implementing the audit procedures, reviewing financial reporting systems, internal control systems and control procedures and ensuring compliance with the regulatory guidelines and also include those specified under the Regulation 18 of SEBI (LODR) Regulations, 2015 as well as under Section 177 of the Companies Act, 2013.

Powers of the Audit Committee:

The Audit Committee has powers that include the following:

- a) To investigate any activity of the Company within its terms of reference
- b) To seek information from any employee
- c) To obtain outside legal and other professional advice
- d) To secure attendance of outsiders with relevant expertise, if it considers necessary.

Names of Members and Chairman of the Audit Committee and the meetings attended by them during the Financial Year 2023-24 ending on 31st March, 2024, are as under:

Name of Directors	Category	Status / Designation	No. of Meeting attended
Mrs. Mamtaben Premanshu Patel	Independent Director	Chairman	4
Mr. Manilal Kanjibhai Patel	Independent Director	Member	4
Mr. Mehul Jayantibhai Patel	Independent Director	Member	4

The Committee met 4 (Four) times during the year 2023-2024. The dates on which the Audit Committee meetings were held are 23.05.2023, 23.08.2023, 09.11.2023, 12.02.2024. The maximum time gap between any two meetings was not more than 120 days.

Members of the Audit Committee have requisite accounting, financial and management expertise.

[Nomination and Remuneration Committee:](#)

The Nomination and remuneration committee is entrusted with the responsibility of finalizing the remuneration of Executive / Whole Time Directors.

Presently, Nomination and remuneration committee comprising of 3 (Three) independent Non-Executive Directors namely Mrs. Mamtaben Premanshu Patel, Chairman and Mr. Manilal Kanjibhai Patel and Mr. Mehulbhai Jayantibhai Patel as members of the committee. The Company Secretary of the Company acts as the Secretary to the Nomination and Remuneration Committee.

The Committee met 4 (Four) times during the year 2023-2024. The dates on which the Nomination and remuneration committee meetings were held are 23.05.2023, 23.08.2023, 09.11.2023, 12.02.2024. It has complied with the provisions of Regulation 19 of SEBI (LODR) Regulations, 2015.

Stakeholders Relationship Committee:

The Board of Directors of the Company has constituted a Stakeholders Relationship Committee as per Regulation 20 of SEBI (LODR) Regulations, 2015.

Presently, the Stakeholders Relationship Committee comprising of Mrs. Mamtaben Premanshu Patel, Chairman of the committee and Mr. Manilal Kanjibhai Patel and Mr. Mehulbhai Jayantibhai Patel as members of the committee, inter alia, approve issue of duplicate certificates and oversee and reviews all matters connected with the securities transfers. The Committee also looks into redressal of shareholders' complaints like transfer of shares, non-receipts of balance sheet, non-receipt of declared dividends etc. The Committee oversees the performance of the Registrar and Transfer Agents and recommends measures for overall improvement in the quality of investor services. As required by the provisions of Regulation 20 of SEBI (LODR) Regulations, 2015, the Company has designated the below cited e-mail ID of the Grievance Redressal Division /Compliance Officer Mr. Chintan K Mehuriya exclusively for the purpose of registering complaints by investors. E-mail ID – cs1@airolam.com

None of the request for transfers, dematerialization and re-materialization was pending for approval as on 31st March, 2024. The Committee met 4 (Four) times during the year on 23.05.2023, 23.08.2023, 09.11.2023, 12.02.2024.

Corporate Social Responsibility Committee:

Corporate Social Responsibility (CSR) Committee of the Company is constituted as per Section 135 of the Act, 2013. CSR Committee, inter alia, had formulated and recommended to the Board, a Corporate Social Responsibility Policy which indicates the activities to be undertaken by the Company as specified in Schedule VII to the Act, 2013. The CSR Committee recommends the amount of expenditure to be incurred on the CSR activities and monitor the CSR activities undertaken by the Company from time to time.

Terms of Reference of the CSR Committee are as provided hereunder:

- (i) To formulate, monitor and recommend to the Board the CSR Policy including the activities to be undertaken by the Company;
- (ii) To recommend the amount of expenditure to be incurred on the activities undertaken;
- (iii) To monitor the implementation of the framework of Corporate Social Responsibility Policy;
- (iv) To evaluate the social impact of the Company's CSR Activities;
- (v) To review the Company's disclosure of CSR matters;
- (vi) To submit a report on CSR matters to the Board at such intervals and in such format as may be prescribed;
- (vii) To consider other functions, as defined by the Board or as may be stipulated under any law, rule or regulation including Corporate Social Responsibility Voluntary

Composition of the Committee:

As on March 31, 2024, the Corporate Social Responsibility Committee of the Company comprises of 3 (Three) Directors.

Name	Designation	Category
Mr. Pravin Nathabhai Patel	Chairman	Promoter - Executive
Mr. Suresh Hansrajbhai Patel	Member	Promoter - Executive
Mrs. Mamta Premanshubhai Patel	Member	Independent - Non Executive

The Committee met 4 (Four) times during the year 2023-2024. The dates on which the Corporate Social Responsibility Committee meetings were held are 23.05.2023, 23.08.2023, 09.11.2023, 12.02.2024.

Quarter-wise Summary of Investors' Complaints received and resolved to the satisfaction of the shareholders during the financial year 2023-2024.

Quarter Period		Complaints Position at the beginning of the quarter	Complaints received during the quarter	Complaints resolved during the quarter	Complaints pending at the end of From to the quarter
From	To				
01/04/2023	30/06/2023	NIL	NIL	NIL	NIL
01/07/2023	30/09/2023	NIL	NIL	NIL	NIL
01/10/2023	31/12/2023	NIL	NIL	NIL	NIL
01/01/2024	31/03/2024	NIL	NIL	NIL	NIL
Total		NIL	NIL	NIL	NIL
Complaint pending at beginning of the year = NIL					
Complaint received during the year = NIL					
Complaint resolved during the year = NIL					
Complaint pending at the end of the year = NIL					

Annual General Meetings:

Location, Date and Time for last three Annual General Meetings were as follows:

Year	Location	Date	Time
2018-19	Survey No. 355, Nananpur Road, N.H. No. 8, Village- Dalpur, Ta. Prantij, Gujarat 383120.	30.09.2019	03.00 PM
2019-20	Survey No. 355, Nananpur Road, N.H. No. 8, Village- Dalpur, Ta. Prantij, Gujarat 383120.	30.09.2020	01:30 PM
2020-21	Survey No. 355, Nananpur Road, N.H. No. 8, Village- Dalpur, Ta. Prantij, Gujarat 383120.	29.09.2021	01:30 PM
2021-22	Survey No. 355, Nananpur Road, N.H. No. 8, Village- Dalpur, Ta. Prantij, Gujarat 383120.	27.09.2022	01:30 PM

2022-23	Survey No. 355, Nananpur Road, N.H. No. 8, Village- Dalpur, Ta. Prantij, Gujarat 383120.	29.09.2023	03.00 PM
---------	--	------------	----------

Disclosures:

The company has entered into transaction with related party as mentioned in “Annexure-E”. However, they are in the ordinary course of business and on arm’s length basis.

Means of Communication:

The Company regularly intimates quarterly un-audited as well as yearly audited financial results to the Stock Exchanges, immediately after the same are taken on record by the Board. These results are normally published on National Stock Exchange of India Limited.

General Shareholder Information:

Seventeenth Annual General Meeting

Date: 03rd September, 2024

Time: 03.00 P.M.

Venue: Survey No. 355, Nananpur Road, N.H. No. 8, Village- Dalpur, Ta. Prantij, Gujarat 383120.

Financial Year / Calendar

The Company follows April to March as its Financial Year.

Date of Book Closure

From Wednesday, 28th August, 2024 to Tuesday, 03rd September, 2024 (both days inclusive).

Listing of Equity Shares on Stock Exchanges at:

National Stock Exchange Limited, Exchange Plaza, Plot no. C/1, G Block, Bandra-Kurla Complex, Bandra(E), Mumbai - 400051, Maharashtra.

Stock Code:

National Stock Exchange Limited: AIROLAM

Demat ISIN Number in NSDL & CDSL for Equity Shares: INE801L01010

Registrar and Transfer Agents:

Link In-time India Private Limited

Registered Office:

247, Lal Bahadur Shastri Marg, Surya Nagar, Gandhi Nagar, Vikhroli West, Mumbai, Maharashtra 400083. Tel: +91 022 4918 6000

Website: www.linkintime.co.in

Share Transfer / Demat System:

All the shares related work is being undertaken by our R & T Agent, Link In-time India Private Limited Mumbai. To expedite the process of share transfer, transmission, split, consolidation, re-materialization and de-materialization etc. of securities of the Company, the Board of Directors has delegated the power of approving the same to the Company's R & T Agent under the supervision and control of the Compliance Officer Mr. Chintan K. Mehuriya, who is placing a summary statement of transfer/transmission etc. of securities of the Company at the meeting of the Board.

Share lodged for transfer at the R & T Agents address are normally processed and approved within 15 days from the date of it's received, subject to the documents been valid and complete in all respect. The investors / shareholders grievances are also taken up by our R & T Agent.

The Company has obtained and filed with the Stock Exchange(s), the half yearly certificates from a Company Secretary in Practice as required Clause 40(9) & 40(10) of the SEBI (Listing Obligation and Disclosure Requirements) Regulations, 2015.

De- materialization of Shares and Liquidity

The Company's Shares are in compulsory Demat mode and as on 31st March, 2024 all the shares i.e. 100% Equity shares of the company are held in dematerialized Form.

High/Low of monthly Market Price of the Company's Equity Shares

The monthly movement of Equity Share prices on NSE during the year is summarized below:

<i>Particulars</i>	<i>High (in Rs.)</i>	<i>Low (in Rs.)</i>
<i>April, 2023</i>	<i>71.9</i>	<i>67.45</i>
<i>May, 2023</i>	<i>85.5</i>	<i>81.25</i>
<i>June, 2023</i>	<i>93.35</i>	<i>82.85</i>
<i>July, 2023</i>	<i>93</i>	<i>90</i>
<i>August, 2023</i>	<i>123</i>	<i>131.10</i>
<i>September, 2023</i>	<i>130</i>	<i>127</i>
<i>October, 2023</i>	<i>127</i>	<i>135</i>
<i>November, 2023</i>	<i>137.7</i>	<i>123.3</i>
<i>December, 2023</i>	<i>131</i>	<i>126.5</i>
<i>January, 2024</i>	<i>152</i>	<i>141.65</i>
<i>February, 2024</i>	<i>181.95</i>	<i>172.35</i>
<i>March, 2024</i>	<i>158.45</i>	<i>152.2</i>

Shareholding Pattern:

Sr. No.	Category	As on March 31, 2024		As on March 31, 2023	
		Nos. of Shares Held	Voting Strength %	Nos. of Shares held	Voting Strength %
1	Promoter & Promoter Group	7953599	53.02	7875009	52.49
2	Mutual Fund, Trust & UTI	NIL	NIL	NIL	NIL

3	Bank, Financial Institutions (FI's), Insurance Companies	NIL	NIL	NIL	NIL
4	Foreign Institutional Investors (FII's)	NIL	NIL	NIL	NIL
5	Private Bodies Corporate	162685	1.08	196251	1.31
6	Indian Public	6798582	45.32	6848824	45.65
7	Clearing Member	0	0	865	0.01
8	Others (Non Resident Indians)	87134	0.58	81051	0.54
Total		15002000	100.00	15002000	100.00

Reconciliation of Share Capital Audit Report:

The Reconciliation of Share Capital Audit Report of the Company prepared in terms of SEBI Circular No. D&CC/FITTC/CIR-16/2002 dated December 31, 2002 reconciling the total shares held in both the depositories, viz. NSDL and CDSL with the total issued / paid-up capital of the Company were placed before the Board of Directors every quarter and also submitted to NSE every quarter.

Compliance by the Company:

The Company has complied with all the mandatory requirements of the Listing Agreement with the National Stock Exchange of India Limited, regulations and guidelines of SEBI (LODR), Regulation 2015.

Place: Prantij
Date: 05.08.2024

By Order of Board of Directors
For, Airo Lam Limited
CIN: L20211GJ2007PLC052019

Registered office:
Survey No. 355, Nananpur Road,
N.H. No. 8, Dalpur, Prantij - 383120,
Gujarat, India.

Sd/-
Pravinbhai N. Patel
Chairman & MD
DIN: 01840244

Sd/-
Sureshbhai H. Patel
Whole-Time Director
DIN: 02223842

AUDITORS CERTIFICATE ON CORPORATE GOVERNANCE:

We have examined compliance by Airo Lam Limited (the Company) with the requirements under Clause 52 of the Listing Agreement and Regulation 15(2) of the SEBI (Listing Obligations and Disclosure Requirements) Regulations, 2015 as applicable from time to time, entered into by the Company with the National Stock Exchange for the year ended on March 31, 2024.

In our opinion and to the best of our information and according to the explanations given to us and the representation by the Directors and the management, we certify that the Company has complied with the conditions of Corporate Governance as stipulated in Clause 52 of the Listing Agreement and Regulation 15(2) of the SEBI (Listing Obligations and Disclosure Requirements) Regulations, 2015 as applicable from time to time.

The compliance of conditions of Corporate Governance is the responsibility of the management of the Company. Our examination was limited to procedures and implementation thereof, adopted by the Company for ensuring the compliance of the conditions of Corporate Governance. The examination is neither an audit nor an expression of opinion on the financial statements of the Company or the corporate governance report of the Company.

We state that no investor's grievance is pending unresolved by the Company for a period exceeding one month against the Company as per the records maintained by the stakeholder relationship committee.

We further state that such compliance is neither an assurance to the future viability of the Company nor the efficiency or effectiveness with which the management has conducted the affairs of the Company.

Place: Ahmedabad
Date: 27.05.2024

For, Piyush J. Shah & Co.
Chartered Accountants
FRN: 121172W
Sd/-
Arvind S. Vijayvargiya
Partner
M. No. 165063

CERTIFICATE PURSUANT TO REGULATION 17(8) OF THE SEBI (LISTING OBLIGATIONS AND DISCLOSURE REQUIREMENTS) REGULATIONS, 2018

We, Mr. Pravinkumar Nathalal Patel, Managing Director (CEO) and Ms. Keya Patel, CFO do hereby certify to the Board that:

- a) We have reviewed the Balance Sheet as at March 31, 2024, the Profit and Loss Accountant and the Cash Flow Statement for the year ended on that date and that to the best of our knowledge and belief:
 - i. The said statements do not contain any false, misleading or materially untrue statements or figures or omit any material fact, which may make the statements or figures contained therein misleading;
 - ii. The said statements together present a true and fair view of the Company's affairs and are in compliance with existing accounting standards, applicable laws and regulations.
- b) There are, to the best of our knowledge and belief, no transactions entered into by the Company during the year which are fraudulent, illegal or violative of the Company's code of conduct.
- c) We accept responsibility for establishing and maintaining internal controls for financial reporting and that we have evaluated the effectiveness of the internal control systems of the Company pertaining to financial reporting and have disclosed to the Auditors and the Audit Committee, deficiencies in the design or operation of such internal controls, if any, of which we are aware and the steps we have taken or propose to take to rectify these deficiencies.
- d) We have indicated to the Auditors and the Audit Committee:
 - i. Significant changes in internal control over financial reporting during the year, if any;

- ii. Significant changes in accounting policies during the year if any and that the same have been disclosed in the notes to the financial statements; and

- iii. Instances of significant fraud of which we have become aware and the involvement therein, if any, of the management or an employee having a significant role in the Company's internal control system over financial reporting.

Place: Prantij
Date: 27.05.2024

By Order of Board of Directors
For, Airo Lam Limited
CIN: L20211GJ2007PLC052019

Registered office:
Survey No. 355,
Nananpur Road,
N.H. No. 8, Dalpur,
Prantij - 383120,
Gujarat, India.

Sd/-	Sd/-
Pravinbhai N. Patel	Keya Patel
Chairman	CFO
DIN: 01840244	



STANDALONE FINANCIAL STATEMENTS AND NOTES



Independent Auditors' Report

To,
The Members of Airo Lam Limited
Report on the Audit of Standalone Financial Statements

Opinion

We have audited the accompanying Standalone Financial Statements of **Airo Lam Limited** ("the Company"), which comprise the Balance Sheet as at **31st March, 2024**, the Statement of Profit and Loss (including Other Comprehensive Income), the Statement of Changes in Equity and the Statement of Cash Flows for the year ended on that date and notes to the Standalone Financial Statements, including a summary of material accounting policies and other explanatory information (herein after referred to as "the Standalone Financial Statements").

In our opinion and to the best of our information and according to the explanations given to us, the aforesaid Standalone Financial Statements give the information required by the Companies Act 2013 (herein after referred to as "the Act") in the manner so required and give a true and fair view in conformity with the Indian Accounting Standards prescribed under Section 133 of the Act read with the Companies (Indian Accounting Standards) Rules, 2015 as amended (herein after referred as "the IND AS") and other accounting principles generally accepted in India, of the state of affairs of the Company as at **31st March, 2024** and its profit, total comprehensive income, changes in equity and its cash flows for the year ended on that date.

Basis of Our Opinion

We conducted our audit of Standalone Financial Statements in accordance with the Standard on Auditing (herein after referred to as "SAs") specified under section 143(10) of the Act. Our responsibilities under those standards are further described in the auditor's responsibilities for the audit of the Standalone Financial Statements section of our report. We are independent of the company in accordance with the Code of Ethics issued by the Institute of Chartered Accountants of India (herein after referred as "ICAI") together with ethical requirements that are relevant to our audit of Standalone Financial Statements under the provisions of the Act and Rules made thereunder, and we have fulfilled our ethical responsibilities in accordance with these requirements and the ICAI's Code of Ethics. We believe that the audit evidence we have obtained is sufficient and appropriate to provide a basis for our opinion.

Key Audit Matters

Key audit matters are those matters that, in our professional judgment, were of most significance in our audit of the Standalone Financial Statements of the current year. These matters were addressed in the context of our audit of the Standalone Financial Statements as a whole, and in forming our opinion thereon, and we do not provide separate opinion on these matters.

We have not determined the matters described below to be the key audit matters to be communicated in our report.

Information Other than the Standalone Financial Statements and Auditor's Report Thereon

The Company's Board of Directors are responsible for the preparation of the other information. The other information comprises the information included in the Management Discussion and Analysis, Board's Report, Business Responsibility and Sustainability Report, Corporate Governance and Shareholder's Information, but does not include the Standalone Financial Statements, Consolidated Financial Statements and our auditors' report thereon.

Our opinion on the Standalone Financial Statements does not cover the other information and we do not express any form of assurance conclusion thereon.

In connection with our audit of the Standalone Financial Statements, our responsibility is to read the other information and, in doing so, consider whether the other information is materially inconsistent with the Standalone Financial Statements or our knowledge obtained in the audit or otherwise appears to be materially misstated.

If, based on the work we have performed, we conclude that there is a material misstatement of this other information; we are required to report that fact. We have nothing to report in this regard.

Responsibilities of Management and Those Charged with Governance for the Standalone Financial Statements

The Company's Board of Directors is responsible for the matters stated in Section 134(5) of the Act, with respect to the preparation of these Standalone Financial Statements that give a true and fair view of the financial position, financial performance, total comprehensive income, changes in equity and cash flows of the Company in accordance with the Indian Accounting Standards (IND AS) specified under the Section 133 of the Act and other accounting principles generally accepted in India. This responsibility also includes maintenance of adequate accounting records in accordance with the provisions of the Act for safeguarding the assets of the Company and for preventing and detecting frauds and other irregularities; selection and application of appropriate accounting policies; making judgments and estimates that are reasonable and prudent; and design, implementation and maintenance of adequate internal financial controls, that were operating effectively for ensuring the accuracy and completeness of the accounting records, relevant to the preparation and presentation of the Standalone Financial Statements that give a true and fair view and are free from material misstatement, whether due to fraud or error.

In preparing the financial statements, management is responsible for assessing the Company's ability to continue as a going concern, disclosing, as applicable, matters related to going concern and using the going concern basis of accounting unless management either intends to liquidate the Company or to cease operations, or has no realistic alternative but to do so.

The Board of Directors is also responsible for overseeing the Company's financial reporting process.

Auditor's Responsibilities for the Audit of the Standalone Financial Statements

Our objectives are to obtain reasonable assurance about whether the Standalone Financial Statements as a whole are free from material misstatement, whether due to fraud or error, and to issue an auditor's report that includes our opinion. Reasonable assurance is a high level of assurance, but is not a guarantee that an audit conducted in accordance with SAs will always detect a material misstatement when it exists. Misstatements can arise from fraud or error and are considered material if, individually or in the aggregate, they could reasonably be expected to influence the economic decisions of users taken on the basis of these Standalone Financial Statements.

As part of an audit in accordance with SAs, we exercise professional judgment and maintain professional skepticism throughout the audit. We also:

- Identify and assess the risks of material misstatement of the financial statements, whether due to fraud or error, design and perform audit procedures responsive to those risks, and obtain audit evidence that is sufficient and appropriate to provide a basis for our opinion. The risk of not detecting a material misstatement resulting from fraud is higher than for one resulting from error, as fraud may involve collusion, forgery, intentional omissions, misrepresentations, or the override of internal control.
- Obtain an understanding of internal financial controls relevant to the audit in order to design audit procedures that are appropriate in the circumstances. Under section 143(3)(i) of the Act, we are also responsible for expressing our opinion on whether the Company has adequate internal financial controls system in place and the operating effectiveness of such controls.
- Evaluate the appropriateness of accounting policies used and the reasonableness of accounting estimates and related disclosures made by management.
- Conclude on the appropriateness of management's use of the going concern basis of accounting and, based on the audit evidence obtained, whether a material uncertainty exists related to events or conditions that may cast significant doubt on the ability of the Company to continue as a going concern. If we conclude that a material uncertainty exists, we are required to draw attention in our auditor's report to the related disclosures in the financial statements or, if such disclosures are inadequate, to modify our opinion. Our conclusions are based on the audit evidence obtained up to the date of our auditor's report. However, future events or conditions may cause the Company to cease to continue as a going concern.
- Evaluate the overall presentation, structure and content of the financial statements, including the disclosures, and whether the financial statements represent the underlying transactions and events in a manner that achieves fair presentation.

Materiality is the magnitude of misstatements in the Standalone Financial Statements that, individually or in aggregate, makes it probable that the economic decisions of a reasonably knowledgeable user of the Standalone Financial Statements may be influenced. We consider quantitative materiality and qualitative factors in (i) planning the scope of our audit work and in evaluating the results of our work; and (ii) to evaluate the effect of any identified misstatements in the Standalone Financial Statements.

We communicate with those charged with governance regarding, among other matters, the planned scope and timing of the audit and significant audit findings, including any significant deficiencies in internal control that we identify during our audit.

We also provide those charged with governance with a statement that we have complied with relevant ethical requirements regarding independence, and to communicate with them all relationships and other matters that may reasonably be thought to bear on our independence, and where applicable, related safeguards.

From the matters communicated with those charged with governance, we determine those matters that were of most significance in the audit of the financial statements of the current period and are therefore the key audit matters. We describe these matters in our auditor's report unless law or regulation precludes public disclosure about the matter or when, in extremely rare circumstances, we determine that a matter should not be communicated in our report because the adverse consequences of doing so would reasonably be expected to outweigh the public interest benefits of such communication.

Report on Other Legal and Regulatory Requirements

1. A. As required by Section 143(3) of the Act, we report that:
 - a) We have sought and obtained all the information and explanations which to the best of our knowledge and belief were necessary for the purposes of our audit.
 - b) In our opinion, proper books of account as required by law have been kept by the Company so far as it appears from our examination of those books.
 - c) The Standalone balance sheet, the Standalone Statement of profit and loss including Comprehensive Income, Statement of Changes in Equity and the Statement of Cash Flows dealt with by this Report are in agreement with the books of account.
 - d) In our opinion, the aforesaid Standalone Financial Statements comply with the IND AS specified under Section 133 of the Act, read with Rule 7 of the Companies (Accounts) Rules, 2014.
 - e) On the basis of the written representations received from the directors as on 31stMarch, 2024, taken on record by the Board of Directors, none of the directors is disqualified as on 31stMarch, 2024, from being appointed as a director in terms of Section 164 (2) of the Act.
 - f) With respect to the adequacy of the internal financial controls over financial reporting of the Company and the operating effectiveness of such controls, refer to our separate Report in

“Annexure A”. Our report expresses an unmodified opinion on the adequacy and operating effectiveness of the Company’s internal financial control over with reference to the Standalone Financial Statements of the Company.

- g) With respect to the other matters to be included in the Auditor’s Report in accordance with the requirements of section 197(16) of the Act, as amended:

In our opinion, and to the best of our information and according to the information given to us, the remuneration paid by the company to its directors during the year is in accordance with the provisions of section 197 of the Act read with Schedule V of the Act.

- h) With respect to the other matters to be included in the Auditor's Report in accordance with Rule 11 of the Companies (Audit and Auditors) Rules, 2014, in our opinion and to the best of our information and according to the explanations given to us:
- i. The company has disclosed the impact of pending litigation on its Standalone Financial Statement. Refer Note 37 to the Standalone Financial Statements.
 - ii. The Company did not have any long-term contracts including derivative contracts for which there were any material foreseeable losses.
 - iii. During the year, there were no amounts which are required to be transferred, to the Investor’s Education and Protection Fund by the company.
 - iv. i) The management has represented that, to the best of its knowledge and belief, no funds (Which are material either individually or in the aggregate) have been advanced or loaned or invested (either from borrowed funds or share premium or any other sources or kind of funds) by the Company to or in any other person or entity, including foreign entity (“Intermediaries”), with the understanding, whether recorded in writing or otherwise, that the Intermediary shall:
 - directly or indirectly lend or invest in other persons or entities identified in any manner whatsoever (“Ultimate Beneficiaries”) by or on behalf of the Holding Company or its subsidiary companies incorporated in India or
 - provide any guarantee, security or the like to or on behalf of the Ultimate Beneficiariesii) The management has represented, that, to the best of its knowledge and belief, no funds (which are material either individually or in the aggregate) have been received by the Company to or any other person or entity, including foreign entities (“Funding Parties”), with the understanding, whether recorded in writing or otherwise, that the Company shall:
 - directly or indirectly, lend or invest in other persons or entities identified in any manner whatsoever (“Ultimate Beneficiaries”) by or on behalf of the Funding Parties or
 - provide any guarantee, security or the like from or on behalf of the Ultimate Beneficiariesiii) Based on such audit procedures as considered reasonable and appropriate in the circumstances, nothing has come to our notice that has caused us to believe that the representations under sub-clause (i) and (ii) of Rule 11(e), as provided under (a) and (b) above, contain any material misstatement.
- v. The company or its holding company has not declared and paid any dividend during the

- year.
- vi. Based on our examination which included test checks, the company has used an accounting software for maintaining its books of account which has a feature of recording audit trail (edit log) facility and the same has operated throughout the year for all relevant transactions recorded in the software. Further, during the course of our audit we did not come across any instance of audit trail feature being tampered with.
- As provision to Rule 3(1) of the Companies (Accounts) Rules, 2014 is applicable from April 1, 2023, reporting under Rule 11 (g) of the Companies (Audit and Auditors) Rules, 2014 on preservation of audit trail as per the statutory requirements for record retention is not applicable for the financial year ended March 31, 2024.
2. As required by the Companies (Auditor's Report) Order, 2020 ("the Order"), issued by the Central Government of India in terms of sub-section (11) of section 143 of the Act, we give in the "Annexure B" a statement on the matters specified in paragraphs 3 and 4 of the Order, to the extent applicable.

For Piyush J. Shah & Co.
Chartered Accountants
FRN: 121172W

Sd/-
Arvind S. Vijayvargiya
Partner
M. No: 165063
UDIN: 24165063BKADQY1709
Place: Ahmedabad
Date: 27th May, 2024

Annexure A to the Independent Auditor’s report on the Standalone Financial Statements of Airo Lam Limited for the year ended 31 March 2024

(Referred to in paragraph 1(f) under ‘Report on Other Legal and Regulatory Requirements’ section of our report of even date)

Report on the Internal Financial Controls under Clause (i) of Sub-section 3 of Section 143 of the Act.

We have audited the internal financial controls with reference to the Standalone Financial Statements of **Airo Lam Limited** (“the Company”) as of 31st March 2024 in conjunction with our audit of the Standalone Financial Statements of the Company for the year ended on that date.

Management’s Responsibility for Internal Financial Controls

The Company’s management is responsible for establishing and maintaining internal financial controls based on the internal financial controls with reference to Standalone Financial Statements criteria established by the company considering the essential components of internal control stated in the Guidance Note. These responsibilities include the design, implementation and maintenance of adequate internal financial controls that were operating effectively for ensuring the orderly and efficient conduct of its business, including adherence to the Company’s policies, the safeguarding of its assets, the prevention and detection of frauds and errors, the accuracy and completeness of the accounting records, and the timely preparation of reliable financial information, as required under the Companies Act, 2013 (hereinafter referred to as “the Act”).

Auditors’ Responsibility

Our responsibility is to express an opinion on the Company's internal financial controls with reference to Standalone Financial Statements based on our audit. We conducted our audit in accordance with the Guidance Note on Audit of Internal Financial Controls Over Financial Reporting (the “Guidance Note”) issued by the ICAI and the Standards on Auditing, prescribed under Section 143(10) of the Act, to the extent applicable to an audit of internal financial controls with reference to financial statements. Those Standards and the Guidance Note require that we comply with ethical requirements and plan and perform the audit to obtain reasonable assurance about whether adequate internal financial controls over financial reporting was established and maintained and whether such controls operated effectively in all material respects.

Our audit involves performing procedures to obtain audit evidence about the adequacy of the internal financial controls system with reference to the Standalone Financial Statements and their operating effectiveness. Our audit of internal financial controls with reference to the Standalone Financial Statements included obtaining an understanding of internal financial controls with reference to the Standalone Financial Statements, assessing the risk that a material weakness exists and testing and evaluating the design and operating effectiveness of the internal control based on the assessed risk. The procedure selected depends on the auditor’s judgment, including the assessment of risks of material misstatement of the financial statements, whether due to fraud or error.

We believe that the audit evidence we have obtained is sufficient and appropriate to provide a basis for our audit opinion on the Company’s internal financial controls system with reference to the

Standalone Financial Statements.

Meaning of Internal Financial Controls with reference to the Standalone Financial Statements

A company's internal financial controls with reference to the Standalone Financial Statements is a process designed to provide reasonable assurance regarding the reliability of financial reporting and the preparation of Standalone Financial Statements for external purposes in accordance with generally accepted accounting principles. A company's internal financial controls with reference to financial statements include those policies and procedures that (1) pertain to the maintenance of records that, in reasonable detail, accurately and fairly reflect the transactions and dispositions of the assets of the company; (2) provide reasonable assurance that transactions are recorded as necessary to permit preparation of Standalone Financial Statements in accordance with generally accepted accounting principles, and that receipts and expenditures of the company are being made only in accordance with authorisations of management and directors of the company; and (3) provide reasonable assurance regarding prevention or timely detection of unauthorised acquisition, use, or disposition of the company's assets that could have a material effect on the financial statements.

Inherent Limitations of Internal Financial Controls over Financial Reporting

Because of the inherent limitations of internal financial controls with reference to Standalone Financial Statements, including the possibility of collusion or improper management override of controls, material misstatements due to error or fraud may occur and not be detected. Also, projections of any evaluation of the internal financial controls with reference to Standalone Financial Statements to future periods are subject to the risk that the internal financial controls with reference to financial statements may become inadequate because of changes in conditions, or that the degree of compliance with the policies or procedures may deteriorate.

Opinion

In our opinion, the Company has, in all material respects, adequate internal financial controls over financial reporting and such internal financial controls were operating effectively as at 31st March 2024, based on the internal financial controls over financial reporting criteria established by the Company considering the essential components of internal control stated in the Guidance Note.

For Piyush J. Shah & Co.

Chartered Accountants

FRN: 121172W

Sd/-

Arvind S. Vijayvargiya

Partner

M. No: 165063

UDIN: 24165063BKADQY1709

Place: Ahmedabad

Date: 27th May 2024

Annexure B to the Independent Auditor's report on the Standalone Financial Statements of Airo Lam Limited for the year ended 31 March 2024

(Referred to in paragraph 2 under 'Report on Other Legal and Regulatory Requirements' section of our report to the Members of Airo Lam Limited of even date)

To the best of our information and according to the explanations provided to us by the Company and the books of account and records examined by us in the normal course of audit, we state that:

- i. In respect of The Company's Property, Plant and Equipment and Intangible assets:
 - (a) (A) The Company has maintained proper records showing full particulars, including quantitative details and situation of Property, Plant and Equipment.
(B)The company has maintained proper records showing full particulars of intangible assets.
 - (b) The Company has a program of physical verification of Property, Plant and Equipment so to cover all the assets once every three years which, in our opinion, is reasonable having regard to the size of the company and the nature of its assets. Pursuant to the program, certain Property, Plant and Equipment were due for verification during the year and were physically verified by Management during the year. According to the information and Explanations given to us, no material discrepancies were noticed on such verification.
 - (c) According to the information and explanations given to us and based on our examination of records, we report that, the title deeds of all immovable properties (other than properties where the company is the lessee and the lease agreements are duly executed in favour of the lessee), disclosed in the financial statements included under Property, Plant and Equipment are held in the name of the Company as at the balance sheet date.
 - (d) According to the information and explanation given to us and based on our examination of records, the Company has not revalued any of its Property, Plant and Equipment, including intangible assets during the year.
 - (e) According to the information and explanation given to us and based on our examination of records, No proceedings have been initiated during the year or are pending against the company as at March 31, 2023 for holding any benami property under the Benami Transactions (Prohibition) Act, 1988(as amended in 2016) and rules made thereunder.

- ii.
 - (a) According to the information and explanation given to us and based on our examination of records, the physical verification of inventory has been conducted at reasonable intervals by the management and in our opinion the coverage and procedure of such verification by the management is appropriate. There is no discrepancies of 10% or more in the aggregate for each class of inventory was noticed.
 - (b) The company has sanctioned working capital limits in excess of Rs. 5.00 crores, in aggregate, during the year, from banks financial institutions on the basis of security of current assets. The quarterly returns and statement filed by the company with

such banks or financial institutions are in agreement with the books of accounts of the company.

Sr. No.	Quarter Ended	Particulars	Amount (As per Financial Statement)	Amount (As per Statement filled with the Bank)	Difference
1	30 th June 2023	Value of Stock	6364.45	6593.39	(228.94)
2	30 th September, 2023	Value of Stock	7312.48	7230.50	81.98
3	31 st December, 2023	Value of Stock	7233.60	7031.57	202.03
4	31 st March, 2024	Value of Stock	7446.16	7370.17	75.99

- iii. In our opinion and according to the information and explanations given to us, during the year, the company has made investments in companies, firms, LLPS and granted unsecured loans to other parties, during the year, in respect of which:
- (a) The company has provided loans or advances in the nature of loans to other entity during the year.
 - A. Aggregate amount of loan given and guarantee provided to subsidiaries is Rs. Nil and balances of loan given of Rs. 24.42/- Lakhs are outstanding as on March 31, 2024.
 - B. During the year, aggregate amount of loan provided to other parties is Rs. Nil and balance outstanding at the balance sheet date is Rs. 100.00 Lakhs.
 - (b) According to the information and explanation given to us and based on our examination of records, the investment made and the terms and conditions of the grant of loans, during the year are, prima facie, not prejudicial to the Company's interest.
 - (c) According to the information and explanation given to us and based on our examination of records In respect of the loans granted by the company, the schedule of repayment of principal and payment of interest has been stipulated and the repayments of principal amounts and receipts of interest are generally been regular as per situation.
 - (d) According to the information and explanation given to us and based on our examination of records, there is no overdue amount remaining outstanding as at the balance sheet date.
 - (e) According to the information and explanation given to us and based on our examination of records, in respect of loans granted by the company which has fallen due during the year, neither any amount has been renewed or extended nor fresh loans granted to settle the overdue of existing loans given to the same parties. Accordingly, the clauses 3 (iii)(e) of the order is not applicable to the company.
 - (f) According to the information and explanation given to us and based on our examination of records, the company has not granted any loans and advances in the nature of loans either repayable on demand or without specifying any terms or

period of repayment during the year. Accordingly, the clauses 3 (iii)(f) of the order is not applicable to the company.

- iv. According to the information and explanation given to us and based on our examination of records, the company has complied with the provisions of sections 185 and 186 of the Companies Act, 2013 in respect of loans granted, investments made and guarantees and securities provided, as applicable.
- v. According to the information and explanation given to us and based on our examination of records, the company has not accepted any deposit or amounts which are deemed to be deposits. Accordingly, the clauses 3(v) of the order is not applicable to the company.
- vi. According to the information and explanation given to us and based on our examination of records, the maintenance of cost records has not been specified by the Central Government under sub-section (1) of section 148 of the Companies Act, 2013 for the business activities carried out by the company. Accordingly, the clauses 3 (vi) of the order is not applicable to the company.
- vii. According to the information and explanation given to us and based on our examination of records, in our opinion:
 - (a) the company has generally been regular in depositing undisputed statutory dues, including GST, Provident fund, Income Tax, Sales Tax, duty of custom, VAT. Cess and other material statutory dues applicable to it with appropriate authorities. Further, there were no undisputed amounts outstanding at the year-end for a period of more than six months from the date they became payable.
 - (b) According to the information provided there are statutory dues which have not been deposited as on March 31, 2024 on account of disputes except for the following:

Demand under the Act	Pending At	Assessment Year	Amount
Disputed Income Tax Demand under the Gujarat Value Added Tax Act	Commissioner of VAT	2014-15	159.69/-

- viii. There were no transactions relating to previously unrecorded income that have been surrendered or disclosed as income during the year in tax assessments under the Income Tax Act, 1961(43 of 1961). Accordingly, provisions of clause 3 (viii) of the order is not applicable to the company.
- ix.
 - (a) According to the information and explanation given to us and based on our examination of records, the Company has not defaulted in repayment of loans or

other borrowings or in the payment of interest thereon to any lender. Accordingly, provisions of clause 3(ix)(a) of the order is not applicable to the company.

- (b) Based on the information and explanations obtained by us, the company has not been declared wilful defaulter by any bank or financial institutions or any other lender.
- (c) According to the information and explanation given to us and based on our examination of records, on an overall examination of the financial statements of the company, the term loans were applied for the purpose for which the loans were obtained.
- (d) According to the information and explanation given to us and based on our examination of records, on an overall examination of the financial statements of the company, the funds raised on short term basis have, prima facie, not been used for long term purposes by the company.
- (e) According to the information and explanation given to us and based on our examination of records, on an overall examination of the financial statements of the company, the Company has not taken any funds from any entity or person on account of or to meet the obligations of its subsidiaries or associate companies. Accordingly, provisions of clause 3 (ix)(e) of the order is not applicable to the company.
- (f) According to the information and explanation given to us and based on our examination of records, the company has not raised any loans during the year on the pledge of securities held in its subsidiaries or associate companies. Accordingly, provisions of clause 3 (ix)(f) of order is not applicable to the company.

x.

- (a) According to the information and explanation given to us and based on our examination of records, the company has not raised the money by the Way of initial public offer or further public offer (including debt instrument) during the year. Accordingly, provisions of clause 3 (x)(a) of order is not applicable to the company.
- (b) According to the information and explanation given to us and based on our examination of records, during the year the company has not made any preferential allotment or private placement of shares or convertible debenture (fully or partly or optionally). Accordingly, provisions of clause 3 (x)(b) of the order is not applicable to the company.

xi.

- (a) According to the information and explanation given to us and based on our examination of records, no fraud by the Company and on the Company has been noticed or reported during the year covered by our audit. Accordingly, provisions of clause 3 (xi)(a) is not applicable to the company.
- (b) According to the information and explanation given to us and based on our examination of records, no report under sub-section (12) of section 143 of the Companies Act has been filed in Form ADT-4 as prescribed under rule 13 of Companies (Audit and Auditors) Rules, 2014 with the Central Government, during the year and upto the date of this report.

- (c) We have been informed that there is no whistle-blower complaints received by the company during the year (and upto the date of this report). Accordingly, provisions of clause 3 (xi)(c) or the order is not applicable to the company.
- xii. The Company is not a Nidhi Company. Accordingly, provisions of clause (xii) of the Order is not applicable to the company.
- xiii. In our opinion, the Company is in compliance with Section 177 and 188 of the Companies Act, 2013 with respect to applicable transactions with the related parties and the details of related party transactions have been disclosed in the financial statements as required by the applicable IND AS.
- xiv.
 - (a) According to the information and explanation given to us and based on our examination of records, in our opinion the Company has an adequate internal audit system commensurate the size and the nature of its business.
 - (b) We have considered, the internal audit reports for the year under audit, issued to the company during the year and till date in determining the nature, timing and extent of our audit procedure.
- xv. According to the information and explanation given to us and based on our examination of records, in our opinion during the year the Company has not entered into non-cash transactions with its Directors or persons connected with its directors. Accordingly, the provisions of the clause 3 (xv) of the order is not applicable to the company.
- xvi.
 - (a) The Company is not required to be registered under section 45-IA of the Reserve Bank of India Act 1934 (2 of 1934). Accordingly, the provisions of the clause 3 (xvi)(a) of the order is not applicable to the company.
 - (b) According to the information and explanations given to us and based on our examination of the records, the Company has not conducted any Non-Banking Financial or Housing Finance activities. Accordingly, clause 3 (xvi)(b) of the Order is not applicable to the company.
 - (c) According to the information and explanations given to us and based on our examination of the records, the Company is not a Core Investment Company (CIC) as defined in the regulations made by the Reserve Bank of India, accordingly, clause 3 (xvi)(c) of the order is not applicable to the company.
 - (d) In our opinion, there is no core investment company within the Group (as defined in the Core Investment Companies (Reserve Bank) Directions 2016) and accordingly reporting under clause 3 (xvi)(d) of the order is not applicable to the company.
- xvii. The Company has not incurred cash losses during the financial year covered by our audit and the immediately preceding financial year.

- xviii. There has been no resignation of statutory auditors of the company during the year.
- xix. On the basis of financial ratios, ageing and expected dates of realization of financial assets and payment of financial liabilities, other information accompanying the financial statements and our knowledge of the board of directors and management plans and based on our examination of the evidence supporting the assumptions, nothing has come to our attention, which causes us to believe that any material uncertainty exists as on the date of audit report indicating that company is not capable of meeting its liability existing at the date of balance sheet as and when they fall due within a period of one year from the balance sheet date. We, however state that this is not an assurance as to future viability of the company. We further state that our reporting is based on the facts up to the date of audit report and we neither give any guarantee nor any assurance that all liabilities falling due within a period of one year from the balance sheet date, will get discharged by the company as and when they fall due.
- xx.
- (a) There are no unspent amounts towards Corporate Social Responsibility (CSR) on ongoing or other than ongoing projects requiring a transfer to a Fund specified in Schedule VII to the Companies Act in compliance with second proviso to subsection (5) of Section 135 of the said Act. Accordingly, provisions of clause 3 (xx)(a) and 3 (xx)(b) of the order are not applicable to the company.

For Piyush J. Shah & Co.
Chartered Accountants
FRN: 121172W

Sd/-
Arvind S. Vijayvargiya
Partner
M. No: 165063
UDIN: 24165063BKADQY1709
Place: Ahmedabad
Date: 27th May 2024

Airo Lam Limited
CIN : L20211GJ2007PLC052019
Standalone Balance Sheet as at 31st March,2024

Particulars	Note	Amount in ₹ 31-Mar-24	Amount in ₹ 31-Mar-23
I. ASSETS			
1 Non-current assets			
(a) Property, plant & Equipment	02	445,399,421.15	358,561,483.26
(b) Capital work in progress		-	-
(c) Investment properties		-	-
(d) Goodwill		-	-
(e) Other intangible assets	03	44,816.90	49,498.00
(f) Intangible assets under development		-	-
(g) Biological assets other than bearer plants		-	-
(h) Financial assets			
(i) Investments	04	5,897,650.00	9,003,325.00
(ii) Trade receivables		-	-
(iii) Loans		-	-
(iv) Others		9,972,051.00	25,728,658.00
(i) Deferred tax assets (net)		-	-
(j) Other Non-current assets		-	-
		461,313,939.05	393,342,964.26
2 Current assets			
(a) Inventories	06	744,615,657.72	628,756,798.91
(b) Financial assets			
(i) Investments		-	-
(ii) Trade receivables	07	549,393,985.28	493,036,486.77
(iii) Cash and cash equivalents	08	3,223,759.31	25,585,072.29
(iv) Bank balance other than (iii) above	09	14,511,560.00	-
(v) Loans	10	14,073,571.79	12,682,517.53
(vi) Others	11	7,137,280.80	1,073,250.00
(c) Other current assets	12	109,077,645.71	69,592,053.93
		1,442,033,460.61	1,230,726,179.43
Total Assets		1,903,347,399.66	1,624,069,143.69
II. EQUITY AND LIABILITIES			
1 Equity			
(a) Equity share capital	13	150,020,000.00	150,020,000.00
(b) Other equity	14	573,280,770.85	492,490,922.03
		723,300,770.85	642,510,922.03
2 Liabilities			
Non-current liabilities			
(a) Financial liabilities			
(i) Borrowings	15	139,593,470.52	138,510,609.00
(ii) Trade payables		-	-
(iii) Lease Liability	16	3,407,224.10	-
(iv) Other financial liabilities	17	11,555,331.00	9,438,763.91
(b) Provisions	18	9,427,654.00	7,121,637.00
(c) Deferred tax liabilities (net)	19	35,470,181.22	31,097,213.20
(d) Other Non-Current Liabilities		-	-
		199,453,860.84	186,168,223.11

Airo Lam Limited
CIN : L20211GJ2007PLC052019
Standalone Balance Sheet as at 31st March,2024

Particulars	Note	Amount in ₹ 31-Mar-24	Amount in ₹ 31-Mar-23
3 Current liabilities			
(a) Financial liabilities			
(i) Borrowings	20	644,294,712.85	493,526,275.68
(ii) Trade payables	21		
i. total outstanding dues of micro enterprises and small enterprises		74,012,633.33	-
ii. total outstanding dues of creditors other than micro enterprises and small enterprises		173,426,724.93	228,685,339.57
(iii) Lease Liability	22	3,855,867.91	-
(iv) Other financial liabilities	23	54,869,193.23	40,788,329.37
(b) Other current liabilities	24	17,047,155.25	17,376,996.00
(c) Provisions	25	10,928,322.00	9,442,588.00
(d) Current tax liabilities (net)	26	2,158,157.96	5,570,470.00
		980,592,767.46	795,389,998.62
Total Laibilities		1,903,347,399.15	1,624,069,143.75

Summary of material accounting policies	01 to 61	(0.51)	0.07
--	-----------------	---------------	-------------

The accompanying notes are an integral part of the financial statements
In terms of our report of even date.

For Piyush J Shah & Co.
Chartered Accountants
F.R.No. : 0121172W

For and on behalf of the Board of Directors

Sd/-
Arvind S. Vijayvargiya
Partner
M. No.: 165063
UDIN: 24165063BKADQY1709
Place: Ahmedabad
Date: 27th May, 2024

Sd/-
Pravin N. Patel
Chairman
DIN - 01840244

Sd/-
Suresh H. Patel
Whole Time Director
DIN - 02223842

Sd/-
Keya Patel
CFO

Sd/-
Chintan K. Mehuriya
Company Secretary

Airo Lam Limited
CIN : L20211GJ2007PLC052019

Standalone Statement of Profit and Loss for the year ended 31st March,2024

Particulars	Note	Amount in ₹ 2023-24	Amount in ₹ 2022-23
I. Revenue from operations	27	2,051,856,676.33	1,994,602,520.12
II. Other Income	28	14,510,109.41	7,006,140.76
III. Total Revenue (I + II)		2,066,366,785.74	2,001,608,660.88
IV. Expenses:			
Cost of raw material consumed	29	1,397,427,916.82	1,340,953,592.82
Changes in Inventories of finished goods & Raw Material	30	(100,623,657.13)	(29,130,692.73)
Employee benefits expenses	31	127,278,602.20	114,466,751.22
Finance costs	32	52,225,904.24	41,947,833.81
Depreciation and amortization expense	33	38,574,795.94	33,191,603.00
Other expenses	34	431,134,885.28	402,455,176.17
Total expenses (IV)		1,946,018,447.35	1,903,884,264.29
V. Profit/(Loss) before exceptional items and tax (III-IV)		120,348,338.39	97,724,396.59
VI. Exceptional items		-	-
VII. Profit/(Loss) before tax (V - VI)		120,348,338.39	97,724,396.59
VIII. Tax expenses			
(1) Current tax		27,841,504.00	17,840,135.00
(2) Deferred tax		5,176,204.55	908,064.00
(3) Short / (Excess) Provision		4,456,751.35	204,451.00
(4) MAT Credit utilized/(Receivable)		-	4,817,974.00
IX. Profit/(Loss) for the period from continuing operations (VII- VIII)		82,873,878.49	73,953,772.59
X. Profit/(Loss) for the period from discontinued operations			
XI. Tax expenses of discontinued operations			
XII. Profit/(Loss) after tax for the period from discontinued operations (X-XI)		-	-
XIII. Profit/(Loss) for the period		82,873,878.49	73,953,772.59

Airo Lam Limited
CIN : L20211GJ2007PLC052019
Standalone Statement of Profit and Loss for the year ended 31st March,2024

Particulars	Note	Amount in ₹ 2023-24	Amount in ₹ 2022-23
XIV. Other comprehensive income			-
A) (i) Items that will not be reclassified to profit or loss		(2,887,267.00)	5,778,195.00
(ii) Income tax relating to items that will not be reclassified to profit or loss		803,237.33	(1,473,262.00)
B) (i) Items that will be reclassified to profit or loss			
(ii) Income tax relating to items that will be reclassified to profit or loss			
XV. Total Comprehensive income for the period (XIII+XIV) (Comprising Profit/ (Loss) and Other comprehensive income for the period)		80,789,848.82	78,258,705.59
XII Earnings per equity share (for continuing operations):	35		
(1) Basic		5.52	4.93
(2) Diluted		5.52	4.93
XII Earnings per equity share (for discontinued operations):			
(1) Basic		-	-
(2) Diluted		-	-
XII Earnings per equity share (for discontinued & continuing operations):			
(1) Basic		5.52	4.93
(2) Diluted		5.52	4.93

Summary of material accounting policies

01 to 61

The accompanying notes are an integral part of the financial statements

In terms of our report of even date.

For Piyush J Shah & Co.
Chartered Accountants
F.R.No. : 0121172W

For and on behalf of the Board of Directors

Sd/-
Arvind S. Vijayvargiya
Partner
M. No.: 165063
UDIN: 24165063BKADQY1709
Place: Ahmedabad
Date: 27th May, 2024

Sd/-
Pravin N. Patel
Chairman
DIN - 01840244

Sd/-
Suresh H. Patel
Whole Time Director
DIN - 02223842

Sd/-
Keya Patel
CFO

Sd/-
Chintan K. Mehuriya
Company Secretary

Airo Lam Limited
CIN : L20211GJ2007PLC052019

Standalone Statement of Cash Flow for the Year ended 31st March,2024

Particulars	Amount in ₹ 2023-24	Amount in ₹ 2022-23
<u>Cash flow from operating activities:</u>		
Net profit before tax as per statement of profit and loss	120,348,338.39	97,724,396.59
Adjusted for:		
Depreciation & amortization	38,574,795.94	33,191,603.00
Interest & finance costs	52,225,904.24	41,947,833.81
Operating cash flow before working capital changes	211,149,038.57	172,863,833.40
Adjusted for:		
(Increase)/ decrease in Inventory	(115,858,858.81)	(38,684,867.91)
(Increase)/ decrease in Trade Receivables	(56,357,498.51)	24,458,523.24
(Increase)/ decrease in Other Current Financial Assets	(6,064,030.80)	(1,073,250.00)
Increase/ (decrease) in Other Current Assets	(39,485,591.78)	(8,563,990.25)
Increase/ (decrease) in Other Non-Current Financial Liability	2,116,567.09	3,200,000.00
Increase/ (decrease) in long term provisions	2,306,017.00	1,512,560.00
Increase/ (decrease) in Trade Payables	18,754,018.70	(163,678,048.42)
Increase/ (decrease) in Other Current Financial Liability	14,080,863.86	(30,196,652.63)
Increase/ (decrease) in Other Non-Current Liability	-	-
Increase/ (decrease) in Other Current Liability	(329,840.75)	5,211,358.00
Increase/ (decrease) in Short term provisions	1,810,967.00	(1,410,137.79)
Increase/ (decrease) in Current Tax Liabilities(Net)	(5,753,816.04)	(4,638,555.00)
Cash generated from / (used in) operations	26,367,835.52	(40,999,227.36)
Income taxes paid	(29,956,751.35)	(12,204,451.00)
Net cash generated from/ (used in) operating activities [A]	(3,588,915.83)	(53,203,678.36)
<u>Cash flow from investing activities:</u>		
Purchase of fixed assets	(125,787,063.73)	(18,283,258.26)
Sale of fixed assets	379,011.00	75,000.00
Increase/ decrease in short term loans and advances	(1,391,054.26)	(12,682,517.53)
Increase/ decrease in long term loans and advances	-	-
Increase/ decrease in other Bank balance	(14,511,560.00)	-
Purchase/Sale of investments	(106,825.00)	-
Increase/decrease in other security deposits	15,756,607.00	(4,016,531.00)
Net cash flow from/(used) in investing activities [B]	(125,660,884.99)	(34,907,306.79)
<u>Cash flow from financing activities:</u>		
Proceeds from long term borrowing (net)	1,082,861.52	(81,973,965.62)
Proceeds from short term borrowing (net)	150,768,437.17	208,319,431.58
Interest & finance costs	(52,225,904.24)	(41,947,833.81)
Lease Liabilities	7,263,092.01	-
Net cash flow from/(used in) financing activities [C]	106,888,486.46	84,397,632.15
Net increase/(decrease) in cash & cash equivalents [A+B+C]	(22,361,314.36)	(3,713,353.00)
Cash & cash equivalents as at beginning of the year	25,585,072.29	29,298,424.45
Cash & cash equivalents as at end of the year [Refer Note-08]	3,223,757.93	25,585,071.45

Airo Lam Limited
CIN : L20211GJ2007PLC052019
Standalone Statement of Cash Flow for the Year ended 31st March,2024

Particulars	Amount in ₹ 2023-24	Amount in ₹ 2022-23
Cash and Cash equivalent comprises of:		
Cash on hand	686,910.00	654,680.00
Bank Balances:		
In current account	2,536,849.31	24,930,392.29
Cash & cash equivalents as at end of the year	3,223,759.31	25,585,072.29

Summary of material accounting policies 01 to 61
The accompanying notes are an integral part of the financial statements
In terms of our report of even date.

Notes:

1. The cash flow statement has been prepared under the indirect method as set out in Indian Accounting Standard (IND AS-7) Statement of Cashflows.
2. Figures in bracket indicates cash outflow.
3. Previous year figures have been regrouped/rearranged wherever necessary.

For Piyush J Shah & Co.
Chartered Accountants
F.R.No. : 0121172W

For and on behalf of the Board of Directors

Sd/-
Arvind S. Vijayvargiya
Partner
M. No.: 165063
UDIN: 24165063BKADQY1709
Place: Ahmedabad
Date: 27th May, 2024

Sd/-
Pravin N. Patel
Chairman
DIN - 01840244

Sd/-
Suresh H. Patel
Whole Time Director
DIN - 02223842

Sd/-
Keya Patel
CFO

Sd/-
Chintan K. Mehuriya
Company Secretary

Airo Lam Limited
CIN : L20211GJ2007PLC052019
Statement of Changes in Equity
For the year ended 31-Mar-24

A Equity Share Capital:

Amount in ₹

Particulars	Note No	As at 31-Mar-24	As at 31-Mar-23
Balance at the beginning of the year		150,020,000	150,020,000
Shares issued during the year	13	-	-
Balance at the end of the year		150,020,000	150,020,000

B Other Equity:

Particulars	Reserves & Surplus		Other	Total
	Securities premium reserves	Retained earnings	Comprehensive Income	
Balance as at April 01, 2022	126,907,072.00	287,171,942.64	153,202.00	414,232,216.64
Profit/(Loss) for the period	-	73,953,772.59	-	73,953,772.59
Reclassification of OCI into Retained earning	-	-	-	-
Other comprehensive income for the year	-	-	4,304,933.00	4,304,933.00
Total comprehensive income for the year	-	73,953,772.59	4,304,933.00	78,258,705.59
Adjustments towards PPE	-	-	-	-
Balance as at March 31, 2023	126,907,072.00	361,125,715.23	4,458,135.00	492,490,922.23
Balance as at April 01, 2023	126,907,072.00	361,125,715.23	4,458,135.00	492,490,922.23
Profit/(Loss) for the period	-	82,873,878.49	-	82,873,878.49
Adjustments	-	-	-	-
Other comprehensive income for the year	-	-	(2,084,029.67)	(2,084,029.67)
Total comprehensive income for the year	-	82,873,878.49	(2,084,029.67)	80,789,848.82
Balance as at March 31, 2024	126,907,072.00	443,999,593.72	2,374,105.33	573,280,771.05

Summary of material accounting policies

The accompanying notes are an integral part of the financial statements

In terms of our report of even date.

For Piyush J Shah & Co.
Chartered Accountants
F.R.No. : 0121172W

For and on behalf of the Board of Directors

Sd/-
Arvind S. Vijayvargiya
Partner
M. No.: 165063
UDIN: 24165063BKADQY1709
Place: Ahmedabad
Date: 27th May, 2024

Sd/-
Pravin N. Patel
Chairman
DIN - 01840244

Sd/-
Suresh H. Patel
Whole Time Director
DIN - 02223842

Sd/-
Keya Patel
CFO

Sd/-
Chintan K. Mehuriya
Company Secretary

Airo Lam Limited

CIN : L20211GJ2007PLC052019

Accounting Policies

Note: 1

Note: A Corporate Information:

Airo Lam Limited (CIN L20211GJ2007PLC052019) is incorporated under the Companies Act, 1956 with its registered office at Survey No: 355, Nananpur Road, N.H. No: 8, Village-Dalpur, Ta-Prantij, Gujarat-383120.

The Company is engaged in the business of production, processing and marketing of decorative laminate and plywood. The manufacturing plant is situated at Himmatnagar, Gujarat. The company has very wide network for sales through an extensive network of 14 branches and numerous distributorships & dealers. It has one overseas subsidiary and one associate company i.e. Airolam Asia Pacific Co. Limited and Airolam Holdings Co. Limited.

The standalone financial statements for the period ended on 31st March, 2024 are approved by the Board of Directors and authorised for issue on 27th May, 2024.

Note: B Material Accounting Policies:

1. Basis of Preparation and Presentation:

i) The financial statements are prepared on historical cost basis in accordance with applicable Indian Accounting Standards (Ind AS) and on accounting principles of going concern except investments which are measured at fair values. These financial statements have been prepared to comply with all material aspects with the Indian accounting standards notified under section 133 of the Act, (the "Act") read with Rule 7 of the Companies (Accounts) Rules, 2014, and the other relevant provisions of the Act.

ii) Accounting policies have been consistently applied except where a newly issued IND AS is initially adopted or a revision to an existing accounting standard requires a change in the accounting policies hitherto in use.

iii) As the quarter and year figures are taken from the source and rounded to the nearest digits, the figures already reported for all the quarters during the year might not always add up to the year figures reported in this statement.

iv) All assets and liabilities have been classified as current or non-current as per the Company's normal operating cycle and other criteria set out in the Schedule III to the Act. Based on the nature of products and the time between the acquisition of assets for processing and their realization in cash and cash equivalents, the Company has ascertained its operating cycle as 12 months for the purpose of current classification of assets and liabilities.

2. Accounting estimates and Assumptions:

i) The preparation of the financial statements in conformity with Ind AS requires management to make estimates, judgments and assumptions. These estimates, judgments and assumptions affect the application of accounting policies and the reported amounts of assets and liabilities, the disclosures of contingent assets and liabilities at the date of the financial statements and reported amounts of revenues and expenses during the period. Management believes that estimates used in the preparation of the financial statements are prudent and reasonable.

Accounting estimates could change from period to period. Actual results could differ from those estimates. Appropriate changes in estimates are made as management becomes aware of changes in circumstances surrounding the estimates. Changes in estimates are reflected in the financial statements in the period in which changes are made and, if material, their effects are disclosed in the notes to the financial statements.

3. Property, Plant and Equipment

i) Freehold Land is carried at cost and all other Property, Plant and Equipment are carried at cost less accumulated depreciation. Cost includes expenditure that is directly attributable to the acquisition of the items.

Property, plant and equipment acquired after the transition date are stated at cost net of tax/duty credit availed, less accumulated depreciation, if any. Cost includes purchase price, including import duties and non-refundable taxes, after deducting trade discounts, rebates, borrowing costs any other expenses directly attributable to bringing the asset to the location and condition necessary for it to be capable of operating in the manner intended by management and costs of dismantling removing the item and restoring the site on which it was located under an obligation.

Assets which are not ready for their intended use on reporting date are carried as Capital work-in-progress at cost , comprising direct cost and related incidental expenses. Capital work-in-progress includes cost of property, plant and equipment under installation / under development as at the balance sheet date attributable to bringing the item to working conditions for its intended use and estimated costs of dismantling the item and restoring the site on which it is located. Advances paid towards the acquisition of property, plant and equipment outstanding at each balance sheet date is classified as capital advances under other non-current assets.

ii) Subsequent expenditures relating to property, plant and equipment is capitalized only when it is probable that future economic benefits associated with these will flow to the Company and the costs to the item can be measured reliably. Repairs and maintenance costs are recognized in net profit in the statement of profit and loss when incurred. The cost and related accumulated depreciation are eliminated from the financial statements upon sale or retirement/disposal of the asset and the resultant gain or losses are recognized in the statement of profit and loss.

iii) Depreciation commences when assets are available for their intended use. Property, Plant and Equipment are depreciated and/or amortised on the basis of their useful lives as notified in Schedule II to the Companies Act, 2013 except in case of assets costing less than Rs. 5000/- which are depreciated over their useful life as assessed by the management. Assets are depreciated on Straight Line basis over their useful Life from the date they are available for use, except for few assets, which are depreciated on Written Down Value Method. The assets' residual values and useful lives are reviewed, and adjusted if appropriate, at the end of each reporting period.

Depreciation in respect of additions to assets has been charged on pro rata basis with reference to the period when the assets are ready for use. The provision for depreciation for multiple shifts has been made in respect of eligible assets on the basis of operation of respective units. Where the historical cost of a depreciable asset undergoes a change due to increase or decrease in long term liability on account of exchange fluctuations, if any, the depreciation on the revised unamortised depreciable amount is provided prospectively over the residual useful life of the asset.

An asset's carrying amount is written down immediately on discontinuation to its recoverable amount if the asset's carrying amount is greater than its estimated recoverable amount. Gains and losses on disposals are determined by comparing proceeds with carrying amount. These are included in Profit/Loss on Sale and Discard of Property, Plant & Equipment.

Useful lives of the Property, Plant and Equipment as notified in Schedule II to the Companies Act, 2013 are as follows :

Buildings - 3 to 60 years

Plant and Equipment - 15 to 25 years

Furniture and Fixtures - 10 years

Vehicles - 8 to 10 years

Office Equipment - 5 to 10 years

Right-of-use assets are depreciated on a straight-line basis over the shorter of the lease term and the estimated useful lives of the underlying assets. Buildings constructed on Right-of-use assets are depreciated based on the useful life prescribed in the Schedule II of the Companies Act, 2013.

Depreciation methods, useful lives and residual values are reviewed at each financial year end and adjusted as appropriate

4. Intangible Assets

i) Intangible assets acquired by payment e.g. Computer Software is disclosed at cost less amortisation on a straight-line basis over its estimated useful life.

ii) Intangible assets are carried at cost, net of accumulated amortisation and impairment loss, if any.

iii) Intangible assets are amortised on straight-line method, if any.

iv) At each balance sheet date, the Company reviews the carrying amount of intangible assets to determine whether there is any indication of impairment loss. If any such indication exists, the recoverable amount of the assets is estimated in order to determine the extent of impairment loss. The recoverable amount is higher of the net selling price and the value in use, determined by discounting the estimated future cash flows expected from the continuing use of the asset to their present value.

5. Revenue Recognition

i) Revenue comprises of all economic benefits that arise in the ordinary course of activities of the Company which result in increase in Equity, other than increases relating to contributions from equity participants. Revenue is recognized to the extent that it is reliable that the economic benefits will flow to the Company and the revenue can be reliably measured. Revenue is measured at the transaction price of the consideration received or receivable.

Ind AS 115 "Revenue from Contracts with Customers" provides a control-based revenue recognition model and provides a five step application approach to be followed for revenue recognition.

- Identify the contract(s) with a customer;
- Identify the performance obligations;
- Determine the transaction price;
- Allocate the transaction price to the performance obligations;
- Recognise revenue when or as an entity satisfies performance obligation.

ii) Sale of Goods: Revenue from sales of goods is recognised on transfer of control of products to the customers. Revenue does not include GST, inter-transfers, returns, trade discounts, cash discounts, other benefits passed to customers in kind. The timing of transfers of controls varies depending on the individual terms of sale. Arrangements with customers for selling of goods are all fixed price contracts.

iii) Services: Revenue from Services are recognised as and when the services are rendered.

iv) Export incentives under various schemes are accounted in the year of export, if any.

v) Interest income is recognized on a time proportion basis taking into account the amount outstanding and the interest rate applicable.

6. Other Income

Interest: Interest income is accrued on a time basis, by reference to the amortised cost and at the effective interest rate applicable.

Dividends: Dividend from investment is recognized when the Company in which they are held declares the dividend and when the right to receive the same is established.

Insurance Claims: Insurance Claims are accounted for on acceptance and when there is a reasonable certainty of receiving the same, on grounds of prudence.

Export Incentives: Benefit on account of entitlement to import goods free of duty under the Advance Authorisation Scheme, Duty Free Import Authorisation (DFIA), are accounted for on accrual basis at estimated realisable value, as and when exports are made i.e., in the year of export. Profit or loss arising on utilisation of the same and/or sale thereof are accounted for in the year in which either the imports are made against the said Advance License, DFIA and/or the same are sold. Incentives on exports are recognised in books after due consideration of certainty of utilization/receipt of such incentives.

7. Employee Benefits

i) Short-term employee benefits are recognized as an expense at the undiscounted amount in the Statement of Profit and Loss of the year in which the related service is rendered.

ii) Post Employment and Retirement benefits in the form of Gratuity are considered as defined benefit obligations and is provided for on the basis of third party actuarial valuation, using the projected unit credit method, as at the date of the Balance Sheet. Every Employee who has completed five years or more of service is entitled to Gratuity on terms not less favourable than the provisions of The Payment of Gratuity Act, 1972.

iii) The present value of the defined benefit obligation is determined by discounting the estimated future cash outflows by reference to market yields at the end of reporting period on government bonds that have terms approximating to the terms of the related obligation.

iv) Employee benefits in the form of Provident Fund is considered as defined contribution plan and the contributions to Employees' Provident Fund Organization established under The Employees' Provident Fund and Miscellaneous Provisions Act 1952 is charged to the Statement of Profit and Loss of the year when the contributions to the respective funds are due. The Company pays provident fund contributions to publicly administered provident funds as per local regulations. The Company has no further payment obligations once the contributions have been paid.

8. Valuation of Inventories

i) The cost of inventories have been computed to include all cost of purchases, cost of conversion and other related costs incurred in bringing the inventories to their present location and condition. The costs of Raw Materials, Stores and spare parts etc., consumed consist of purchase price including duties and taxes (other than those subsequently recoverable by the enterprise from the taxing authorities), freight inwards and other expenditure directly attributable to the procurement.

ii) Stock of Raw Materials are valued at cost and of those in transit and at port related to these items are valued at cost to date. Goods and materials in transit are valued at actual cost incurred up to the date of balance sheet. Material and supplies held for use in the production of inventories are not written down if the finished products in which they will be used are expected to be sold at or above cost.

iii) Stock of Stores and spare parts, and Power & Fuels are valued at cost; and of those in transit and at port related to these items are valued at cost.

iv) Goods-in-process is valued at lower of cost or net realisable value.

v) Stock-in-trade is valued at lower of cost or net realisable value.

vi) Stock of Finished goods is valued at lower of cost or net realisable value.

9. Cash Flow Statement

i) Cash flows are reported using indirect method, whereby profit before tax is adjusted for the effects of transactions of a non-cash nature and any deferrals or accruals of past or future cash receipts or payments. The cash flow from regular revenue generating, financing and investing activities of the Company is segregated.

ii) Cash and cash equivalents in the balance sheet comprise cash at bank, cash/cheques in hand and short term investments with an original maturity of three months or less.

10. Financial Assets

i) The Company classifies its financial assets as those to be measured subsequently at fair value (either through other comprehensive income, or through profit or loss), and those to be measured at amortised cost using effective interest rate method.

Financial assets are not reclassified subsequent to their initial recognition, except if and in the period the Company changes its business model for managing financial assets.

A financial asset is measured at amortised cost if it meets both of the following conditions and is not designated as at FVTPL:

(a) the asset is held within a business model whose objective is to hold assets to collect contractual cash flows;
and

(b) the contractual terms of the financial asset give rise on specified dates to cash flows that are solely payments of principal and interest (SPPI) on the principal amount outstanding.

The Company measures all equity instruments in subsidiaries at cost initially and also on subsequent recognition.

ii) Trade receivables represent receivables for goods sold by the Company upto the end of the financial year. The amounts are generally unsecured and are usually received as per the terms of payment agreed with the customers. The amounts are presented as current assets where receivable is due within 12 months from the reporting date.

iii) Trade receivables are impaired using the lifetime expected credit loss model under simplified approach. The Company uses a matrix to determine the impairment loss allowance based on its historically observed default rates over expected life of trade receivables and is adjusted for forward looking estimates. At every reporting date, the impairment loss allowance, if any, is determined and updated and the same is deducted from Trade Receivables with corresponding charge/credit to the standalone Statement of Profit and Loss.

iv) A financial asset is derecognized only when the Company has transferred the rights to receive cash flows from the financial asset, or when it has transferred substantially all the risks and rewards of the asset, or when it has transferred the control of the asset.

11. Financial Liabilities

i) Financial liabilities are classified as measured at amortised cost or FVTPL.

ii) Borrowings are initially recognised and subsequently measured at amortised cost, net of transaction costs incurred. The transaction costs is amortised over the period of borrowings using the effective interest method in Capital Work in Progress up to the commencement of related Plant, Property and Equipment and subsequently under finance costs in the standalone Statement of profit and loss.

iii) Borrowings are removed from balance sheet when the obligation specified in the contract is discharged, cancelled or expired.

iv) Borrowings are classified as current liabilities unless the Company has an unconditional right to defer settlement of the liability for at least 12 months after the reporting period.

v) Trade Payables represent liabilities for goods and services provided to the Company up to the end of the financial year. The amounts are unsecured and are usually paid as per the terms of payment agreed with the vendors. The amounts are presented as current liabilities unless payment is not due within 12 months after the reporting period.

v) Financial assets and Financial liabilities are offset and the net amount is reported in the balance sheet if there is a currently enforceable legal right to offset the recognised amounts and there is an intention to settle on a net basis, to realise the assets and settle the liabilities simultaneously.

vi) Derivative financial instruments are in the nature of Forward contracts. Forward contracts are executed to hedge the foreign exchange rate with respect to liabilities for goods and services in foreign currencies. Interest rate swaps are executed to hedge the interest rate with respect to borrowings in foreign currencies.

Derivative financial instruments are recognised initially and subsequently at fair value through mark to market valuation obtained from banking partners. Gain or loss arising from the changes in fair value of derivatives are debited to the foreign exchange fluctuations in the statement of profit and loss.

12. Borrowing Costs

i) Borrowing costs are interest and other costs (including exchange differences relating to foreign currency borrowings to the extent that they are regarded as an adjustment to interest costs) incurred in connection with the borrowing of funds. Ancillary costs incurred in connection with the arrangement of borrowings are amortised over the period of borrowings.

ii) General and specific borrowing costs that are directly attributable to the acquisition or construction of qualifying assets are capitalised as part of the cost of such assets during the period of time that is required to complete and prepare the asset for its intended use. A qualifying asset is one that takes necessarily substantial period of time to get ready for its intended use.

iii) All other borrowing costs are expensed in the period in which they are incurred.

13. Foreign Currency Transactions

i) The Company's financial statements are presented in Indian Rupees ('₹'), which is also the Company's functional currency.

ii) Foreign currency transactions are recorded on initial recognition in the functional currency, using the exchange rate at the date of the transaction. At each balance sheet date, foreign currency monetary items are reported using the closing exchange rate. Exchange differences that arise on settlement of monetary items or on reporting at each balance sheet date of the Company's monetary items at the closing rate are recognised as income or expenses in the period in which they arise.

iii) Non-monetary items which are carried at historical cost denominated in a foreign currency are reported using the exchange rate at the date of the transaction.

14. Accounting for Taxes on Income

i) Tax expenses comprise of current tax and deferred tax including applicable surcharge and cess.

ii) Current Income tax is computed using the tax effect accounting method, where taxes are accrued in the same period in which the related revenue and expenses arise. A provision is made for income tax annually, based on the tax liability computed, after considering tax allowances and exemptions. Provisions are recorded when it is estimated that a liability due to disallowances or other matters is probable.

iii) Deferred tax is provided using the balance sheet approach on temporary differences at the reporting date between the tax bases of assets and liabilities and their carrying amounts for financial reporting purposes at the reporting date. Deferred tax liabilities are recognized for all taxable temporary differences. Deferred tax assets are recognised for all deductible temporary differences, the carry forward of unused tax credits and any un used tax losses. Deferred tax assets are recognized to the extent that it is probable that taxable profits against which the deductible temporary differences, and the carry forward unused tax credits and unused tax losses can be utilized.

iv) The carrying amount of deferred tax assets is reviewed at each reporting date and reduced to the extent that it is no longer probable that sufficient taxable profit will be available to allow all or part of the deferred tax assets to be utilised. Unrecognised deferred tax assets are reassessed at each reporting date and are recognised to the extent that it is become probable that future taxable profits will allow the deferred tax asset to be recovered. Deferred tax assets and liabilities are measured at the tax rates that are expected to apply in the year when the asset is realised or the liability is settled, based on the tax rates and tax laws that have been enacted or substantively enacted at the reporting date.

v) Deferred tax is recognised in the statement of profit and loss, except to the extent that it relates to items recognised in other comprehensive income. As such, deferred tax is also recognised in other comprehensive income.

vi) Deferred Tax Assets and Deferred Tax Liabilities are offset, if a legally enforceable right exists to set off current tax assets against current tax liabilities and the Deferred Tax Assets and Deferred Tax Liabilities relate to taxes on income levied by same governing taxation laws.

15. Investments

Non Current investments are stated at cost. Provision for diminution in the value of Non Current investments is made only if such a decline is other than temporary.

16. Impairment

Assessment is done at each Balance Sheet date as to whether there is any indication that an asset may be impaired. For the purpose of assessing impairment, the smallest identifiable group of assets that generates cash inflows from continuing use that are largely independent of the cash inflows from other assets or groups of assets, is considered as a cash generating unit. If any such indication exists, an estimate of the recoverable amount of the asset/cash generating unit is made. Assets whose carrying value exceeds their recoverable amount are written down to the recoverable amount. Recoverable amount is higher of an asset's or cash generating unit's net selling price and its value in use. Value in use is the present value of estimated future cash flows expected to arise from the continuing use of an asset and from its disposal at the end of its useful life. Assessment is also done at each Balance Sheet date as to whether there is any indication that an impairment loss recognised for an asset in prior accounting periods may no longer exist or may have decreased.

17. Government Grants

- i) Grants are accounted for where it is reasonably certain that the ultimate collection will be made.
- ii) Grants relating to PPE in the nature of Project Capital Subsidy are credited to that particular PPE.
- iii) Others are credited to Statement of Profit and Loss.

18. Provisions, Contingent Liabilities and Contingent Assets

- i) Provisions are made when (a) the Company has a present legal or constructive obligation as a result of past events; (b) it is probable that an outflow of resources embodying economic benefits will be required to settle the obligation; and (c) a reliable estimate is made of the amount of the obligation.
- ii) Contingent liabilities are not provided for but are disclosed by way of Notes on Accounts. Contingent liabilities is disclosed in case of a present obligation from past events (a) when it is not probable that an outflow of resources will be required to settle the obligation; (b) when no reliable estimate is possible; (c) unless the probability of outflow of resources is remote.
- iii) Contingent assets are not accounted but disclosed by way of Notes on Accounts where the inflow of economic benefits is probable.

19. Current and Non-Current Classification

- i) The Normal Operating Cycle for the Company has been assumed to be of twelve months for classification of its various assets and liabilities into "Current" and "Non-Current".
- ii) The Company presents assets and liabilities in the balance sheet based on current and non-current classification.
- iii) An asset is current when it is (a) expected to be realised or intended to be sold or consumed in normal operating cycle; (b) held primarily for the purpose of trading; (c) expected to be realised within twelve months after the reporting period; (d) Cash and cash equivalent unless restricted from being exchanged or used to settle a liability for at least twelve months after the reporting period. All other assets are classified as non-current.
- iv) An liability is current when (a) it is expected to be settled in normal operating cycle; (b) it is held primarily for the purpose of trading; (c) it is due to be discharged within twelve months after the reporting period; (d) there is no unconditional right to defer the settlement of the liability for at least twelve months after the reporting period. All other liabilities are classified as non-current.

20. Segment Reporting

Operating Segments are reported in a manner consistent with the internal reporting provided to the chief operating decision maker (CODM). The CODM assesses the financial performance and position of the company, and makes strategic decisions. The CODM consists of Managing Director & CEO and Chief Financial Officer.

The Company's operating businesses are organized and managed separately according to the nature of products, with each segment representing a strategic business unit that offers different products and serves different markets. The identified segments are Manufacturing and Sale of (a) Laminate and Allied products; and (b) Plywood and Allied products.

The analysis of geographical segment is based on the geographical location of the customers. The geographical segments considered for disclosure are (a) Sales within India include sales to customers located within India; (b) Sales outside India include sales to customers located outside India.

Common allocable costs are allocated to each segment according to the cost incurred in that segment.

The Unallocated Segment includes general corporate income and expense items, which are not allocated to any business segment.

21. Related Party Transactions

- i) A related party is a person or entity that is related to the reporting entity preparing its financial statement
- a) A person or a close member of that person's family is related to reporting entity if that person;
- a. has control or joint control of the reporting entity;
 - b. has significant influence over the reporting entity; or
 - c. is a member of the key management personnel of the reporting entity or of a parent of the reporting entity.
- b) An entity is related to a reporting entity if any of the following conditions applies;
- a. the entity and the reporting entity are members of the same group (which means that each parent, subsidiary and fellow subsidiary is related to the others);
 - b. One entity is an associate or joint venture of the other entity (or an associate or joint venture of a member of a group of which the other entity is a member);
 - c. Both entities are joint ventures of the same third party;
 - d. One entity is a joint venture of a third entity and the other entity is an associate of the third entity;
 - e. The entity is a post-employment benefit plan for the benefit of employees of either the reporting entity or an entity related to the reporting entity;
 - f. The entity is controlled or jointly controlled by a person identified in (a);
 - g. A person identified in (a)
 - h. The entity, or any member of a group of which it is a part, provides key management personnel services to the reporting entity or to the parent of the reporting entity.
Has significant influence over the entity or is a member of the key management personnel of the entity (or of a parent of the entity);

A related party transaction is a transfer of resources, services or obligations between a reporting entity and a related party, regardless of whether a price is charged.

Close members of the family of a person are those family members who may be expected to influence, or be influenced by, that person in their dealings with the entity.

Compensation includes all employee benefits i.e. all forms of consideration paid, payable or provided by the entity, or on behalf of the entity, in exchange for services rendered to the entity. It also includes such consideration paid on behalf of a parent of the entity in respect of the entity.

Key management personnel are those persons having authority and responsibility for planning, directing and controlling the activities of the entity, directly or indirectly, including any director (whether executive or otherwise) of that entity.

c) Disclosure of related party transactions as required by the IND AS is furnished in the Notes on the Standalone Financial Statements.

22. Earning Per Share

i) Basic earnings per share are calculated by dividing the net profit or loss for the period attributable to equity shareholders by the weighted average number of equity shares outstanding during the period.

ii) For the purpose of calculating diluted earnings per share, the net profit or loss for the period attributable to equity shareholders and the weighted average number of shares outstanding during the period are adjusted for the effects of all dilutive potential equity shares.

22. Critical Accounting Judgments, Assumptions and Key Sources of Estimation Uncertainty

The preparation of the Standalone Financial Statements requires management to make judgements, estimates and assumptions that affect the reported amounts of revenues, expenses, assets and liabilities, and the accompanying disclosures, and the disclosure of contingent liabilities at the date of the financial statements. Estimates and assumptions are continuously evaluated and are based on management's experience and other factors, including expectations of future events that are believed to be reasonable under the circumstances. Uncertainty about these assumptions and estimates could result in outcomes that require a material adjustment to the carrying amount of assets or liabilities affected in future periods.

i) Judgements

In the process of applying the Company's accounting policies, management has made the following judgements, which have the most significant effect on the amounts recognised in the standalone financial statements.

a) Determination of Functional Currency

Currency of the primary economic environment in which the Company operates ("the functional currency") is Indian Rupee (Rs) in which the Company primarily generates and expends cash. Accordingly, the Management has assessed its functional currency to be Indian Rupee (Rs) i.e. Rs in Lakhs.

b) Evaluation of Indicators for Impairment of Property, Plant and Equipment

The evaluation of applicability of indicators of impairment of assets requires assessment of external factors (significant decline asset's value, significant changes in the technological, market, economic or legal environment, market interest rates etc.) and internal factors (obsolescence or physical damage of an asset, poor economic performance of the asset etc.) which could result in significant change in recoverable amount of the Property, Plant and Equipment.

ii) Assumptions and Estimation Uncertainties

Information about estimates and assumptions that have the significant effect on recognition and measurement of assets, liabilities, income and expenses is provided below. Actual results may differ from these estimates.

a) Useful lives of Property, Plant and Equipment/Intangible Assets

Property, Plant and Equipment/ Intangible Assets are depreciated/amortised over their estimated useful lives, after taking into account estimated residual value. The useful lives and residual values are based on the Company's historical experience with similar assets and taking into account anticipated technological changes or commercial obsolescence. Management reviews the estimated useful lives and residual values of the assets annually in order to determine the amount of depreciation/amortisation to be recorded during any reporting period. The depreciation/amortisation for future periods is revised, if there are significant changes from previous estimates and accordingly, the unamortised/depreciable amount is charged over the remaining useful life of the assets.

b) Contingent Liabilities

In the normal course of business, Contingent Liabilities may arise from litigation and other claims against the Group. Potential liabilities that are possible but not probable of crystallising or are very difficult to quantify reliably are treated as contingent liabilities. Such liabilities are disclosed in the Notes but are not recognised. Potential liabilities that are remote are neither recognised nor disclosed as contingent liability. The management decides whether the matters need to be classified as 'remote', 'possible' or 'probable' based on expert advice, past judgements, experiences etc.

c) Evaluation of Indicators for Impairment of Property, Plant and Equipment

The evaluation of applicability of indicators of impairment of assets requires assessment of external factors (significant decline in asset's value, economic or legal environment, market interest rates etc.) and internal factors (obsolescence or physical damage of an asset, poor economic performance of the idle assets etc.) which could result in significant change in recoverable amount of the Property, Plant and Equipment and such assessment is based on estimates, future plans as envisaged by the Company.

d) Provisions

Provisions and liabilities are recognised in the period when it becomes probable that there will be a future outflow of funds resulting from past operations or events and the amount of cash outflow can be reliably estimated. The timing of recognition and quantification of the liability requires the application of judgement to existing facts and circumstances, which can be subject to change. The carrying amounts of provisions and liabilities are reviewed regularly and revised to take account of changing facts and circumstances.

22. Fair Value Measurement

i) The Company measures financial instruments such as investment in other equity at fair value at each balance sheet date.

ii) Fair value is the price that would be received to sell an asset or paid to transfer a liability in an orderly transaction between market participants at the measurement date. The fair value measurement is based on the presumption that the transaction to sell the asset or transfer the liability takes place either in the principal market for the asset or liability, or in the absence of a principal market, in the most advantageous market for the asset or liability. The principal or the most advantageous market must be accessible by the Company.

iii) The fair value of an asset or liability is measured using the assumptions that market participants would use when pricing the asset or liability, assuming that market participants act in their economic best interest.

iv) A fair value measurement of a non-financial asset takes into account a market participant's ability to generate economic benefits by using the asset in its highest and best use or by selling it to another market participant that would use the asset in its highest and best use.

v) The Company uses valuation techniques that are appropriate in the circumstances and for which sufficient data are available to measure fair value, maximising the use of relevant observable inputs and minimising the use of unobservable inputs.

vi) All assets and liabilities for which fair value is measured or disclosed in the financial statements are categorised with in the fair value hierarchy. The fair value hierarchy is based on inputs to valuation techniques that are used to measure fair value that are either observable or unobservable and consists of following three levels:

Level 1 – Inputs are quoted prices (unadjusted) in active markets for identical assets or liabilities.

Level 2 – Inputs are other than quoted prices included with in level 1 that are observable for the assets or liabilities either directly (pear prices) or indirectly (i.e. derived prices).

Level 3 – Inputs are not based on observable market data (unobservable inputs). Fair values are determined in whole or in part using a Valuation model based on assumption that are neither supported by prices from observable current market transactions in the same instrument nor are they based on available market data.

23. Leases:

The Company's lease asset classes primarily consist of leases for buildings. The Company assesses whether a contract contains a lease, at inception of a contract. A contract is, or contains, a lease if the contract conveys the right to control the use of an identified asset for a period of time in exchange for consideration. To assess whether a contract conveys the right to control the use of an identified asset, the Company assesses whether: (i) the contract involves the use of an identified asset (ii) the Company has substantially all of the economic benefits from use of the asset through the period of the lease and (iii) the Company has the right to direct the use of the asset.

At the date of commencement of the lease, the Company recognizes a right-of-use asset ("ROU") and a corresponding lease liability for all lease arrangements in which it is a lessee, except for leases with a term of twelve months or less (short-term leases) and low value leases. For these short-term and low value leases, the Company recognizes the lease payments as an operating expense on a straight-line basis over the term of the lease.

The right-of-use assets are initially recognized at cost, which comprises the initial amount of the lease liability adjusted for any lease payments made at or prior to the commencement date of the lease plus any initial direct costs less any lease incentives. They are subsequently measured at cost less accumulated depreciation and impairment losses. Right-of-use assets are depreciated from the commencement date on a straight-line basis over the shorter of the lease term and useful life of the underlying asset.

The lease liability is initially measured at the present value of the future lease payments. The lease payments are discounted using the interest rate implicit in the lease or, if not readily determinable, using the incremental borrowing rates in the country of domicile of these leases. Lease liability and ROU asset have been separately presented in the Balance Sheet and lease payments have been classified as financing cash flows. In addition, the carrying amount of lease liabilities is remeasured if there is a modification, a change in the lease term, a change in the lease payments (e.g., changes to future payments resulting from a change in an index or rate used to determine such lease payments) or a change in the assessment of an option to purchase the underlying asset.

24. Expenses for CSR

i) In case of CSR activities undertaken by the Company, if any expenditure of revenue nature is incurred or an irrevocable contribution is made to any agency to be spent by the latter on any of the activities mentioned in Schedule VII to the Companies Act, 2013, the same is charged as an expense to its Statement of Profit and Loss.

ii) In case, the expenditure incurred by the Company is of such a nature which gives rise to an asset, such an asset is recognised where the Company retains the control of the asset and any future economic benefit accrues to it. A liability incurred by entering in to a contractual obligation is recognised to the extent to which CSR activity is completed during the year.

Airo Lam Limited
CIN : L20211GJ2007PLC052019

02 Property Plant & Equipment : As at 31-Mar-24

Amount in ₹

Particulars	Factory Building	Labour Quarters	Office Buildings	Plant & Machinery	Furniture & Fittings	Office Equipment	Motor Vehicle	Computers & Data Processing Unit	Land Freehold	Right of Use (Other than Land)	Total
At Cost or deemed cost											
As at April 01, 2022	74,373,452	2,612,894	11,326,745	466,626,029	10,642,175	2,660,301	4,214,702	3,033,158	8,620,874	-	584,110,330
Additions	72,893	-	-	14,371,034	-	887,804	2,746,079	205,449	-	-	18,283,258
Disposals	-	-	-	-	-	(75,000)	-	-	-	-	(75,000)
As at 31-Mar-23	74,446,345	2,612,894	11,326,745	480,997,063	10,642,175	3,473,105	6,960,781	3,238,607	8,620,874	-	602,318,588
As at April 01, 2023	74,446,345	2,612,894	11,326,745	480,997,063	10,642,175	3,473,105	6,960,781	3,238,607	8,620,874	-	602,318,588
Additions	2,187,525	-	-	110,224,886	930,355	1,404,778	59,132	193,354	-	10,787,035	125,787,064
Disposals	-	-	-	-	(521,980)	-	-	-	-	-	(521,980)
As at 31-Mar-24	76,633,869	2,612,894	11,326,745	591,221,948	11,050,550	4,877,883	7,019,913	3,431,961	8,620,874	10,787,035	727,583,672
Accumulated Depreciation											
As at April 01, 2022	23,402,148	1,727,536	7,446,617	166,207,440	4,208,334	1,331,927	3,878,449	2,371,114	-	-	210,573,565
Additions	2,721,360	36,074	158,979	28,656,492	877,404	305,881	109,188	318,162	-	-	33,183,540
Disposals	-	-	-	-	-	-	-	-	-	-	-
As at 31-Mar-23	26,123,508	1,763,610	7,605,596	194,863,932	5,085,738	1,637,808	3,987,637	2,689,276	-	-	243,757,105
As at April 01, 2023	26,123,508	1,763,610	7,605,596	194,863,932	5,085,738	1,637,808	3,987,637	2,689,276	-	-	243,757,105
Additions	2,561,363	34,604	152,465	29,631,465	846,632	454,739	879,177	303,796	-	3,705,875	38,570,115
Disposals	-	-	-	-	(142,969)	-	-	-	-	-	(142,969)
As at 31-Mar-24	28,684,871	1,798,214	7,758,061	224,495,397	5,789,401	2,092,547	4,866,814	2,993,072	-	3,705,875	282,184,251
Carrying amount											
As at 31-Mar-23	48,322,837	849,284	3,721,149	286,133,131	5,556,437	1,835,297	2,973,144	549,331	8,620,874	-	358,561,483
As at 31-Mar-24	47,948,999	814,680	3,568,684	366,726,552	5,261,149	2,785,335	2,153,099	438,890	8,620,874	7,081,160	445,399,421

Airo Lam Limited

CIN : L20211GJ2007PLC052019

03 Other intangible Assets As at 31-Mar-24

			Amount in ₹
Particulars	Trade Mark	Software	Total
At Cost or deemed cost			
As at April 01, 2022	107,500.00	1,232,175.00	1,339,675.00
Additions	-	-	-
Disposals	-	-	-
As at March 31, 2023	107,500.00	1,232,175.00	1,339,675.00
As at April 01, 2023	107,500.00	1,232,175.00	1,339,675.00
Additions	-	-	-
Disposals	-	-	-
As at March 31, 2024	107,500.00	1,232,175.00	1,339,675.00
Accumulated Depreciation			
As at April 01, 2022	49,939.00	1,232,175.00	1,282,114.00
Additions	8,063.00	-	8,063.00
Disposals	-	-	-
As at March 31, 2023	58,002.00	1,232,175.00	1,290,177.00
As at April 01, 2023	58,002.00	1,232,175.00	1,290,177.00
Additions	4,681.10	-	4,681.10
Disposals	-	-	-
As at March 31, 2024	62,683.10	1,232,175.00	1,294,858.10
Carrying amount			
As at March 31, 2023	49,498.00	-	49,498.00
As at March 31, 2024	44,816.90	-	44,816.90

Airo Lam Limited
CIN : L20211GJ2007PLC052019
Notes to Accounts

04 Investments(Non-Current):

Particulars	As at 31-Mar-24	As at 31-Mar-23
	Amount in ₹	Amount in ₹
Investments in Equity Instruments (Quoted)		
Shares of Listed Companies	3,412,500.00	6,625,000.00
Investments in Equity Instruments (Unquoted)		
Shares of Unlisted Companies	2,485,150.00	2,378,325.00
TOTAL ₹ :	5,897,650.00	9,003,325.00

Investments in Equity Instruments

Sr. No.	Name of the Company	Quoted / Unquoted	Classification	No. of Shares
1	Latteys Industries Limited	Quoted	N.A.	250,000.00
2	Airolam Asia Pacific Co., Ltd.	Unquoted	N.A.	9,600.00
3	Airolam HoldingsCo., Ltd	Unquoted	N.A.	4,890.00

Investments in Other Companies

The company had valued the shares of the other companies at fair value through OCI.

Investments in associates

The company had valued the shares of associates at cost price under IND AS 28, without considering the temporary fluctuation.

05 Other Financial Assets(Non-Current):

Particulars	As at 31-Mar-24	As at 31-Mar-23
	Amount in ₹	Amount in ₹
Secured		
Deposit Accounts (original maturity more than 12 months)	8,507,454.00	21,783,706.00
Unsecured : Considered good		
Security Deposit	1,464,597.00	3,944,952.00
TOTAL ₹ :	9,972,051.00	25,728,658.00

Security deposit includes Deposit with suppliers for power connections, Rented premises etc.

06 Inventories:

Particulars	As at 31-Mar-24	As at 31-Mar-23
	Amount in ₹	Amount in ₹
Raw Material	187,378,605.86	172,143,404.18
Work-In-Progress	22,945,480.41	31,756,695.81
Stores and Spares	21,649,542.66	20,756,410.94
Finished Goods	512,642,028.79	404,100,287.98
TOTAL ₹ :	744,615,657.72	628,756,798.91

07 Trade Receivables:

Particulars	As at 31-Mar-24	As at 31-Mar-23
	Amount in ₹	Amount in ₹
Unsecured		
Considered Good	549,393,985.28	493,036,486.77
Considered doubtful	-	-
	549,393,985.28	493,036,486.77
Less: Allowance for doubtful debts	-	-
TOTAL ₹ :	549,393,985.28	493,036,486.77

All trade receivables are considered good, unless otherwise provided.

Particulars	Less than 6 months	6 Months - 1 year	1-2 Years	2-3 Years	More than 3 Years	Total
(i) Undisputed Trade Receivables - Considered Good	400,838,106	22,040,755	16,087,148	31,093,278	71,863,726.76	541,923,013.28
(ii) Undisputed Trade Receivables - Which have significant increase in credit risk	-	-	-	-	-	-
(iii) Disputed Trade Receivables - Considered Good	-	-	-	-	7,470,972.00	7,470,972.00

(iv) Disputed Trade Receivables - Which have significant increase in credit risk	-	-	-	-	-	-
--	---	---	---	---	---	---

Particulars	Outstanding for following periods from due date of payment					As at 31-Mar-23
	Less than 6 months	6 Months - 1 year	1-2 Years	2-3 Years	More than 3 Years	Total
(i) Undisputed Trade Receivables - Considered Good	390,802,839	21,681,446	10,756,502	15,365,977	45,048,250.00	483,655,014.77
(ii) Undisputed Trade Receivables - Which have significant increase in credit risk	-	-	-	-	-	-
(iii) Disputed Trade Receivables - Considered Good	-	-	-	-	9,381,472.00	9,381,472.00
(iv) Disputed Trade Receivables - Which have significant increase in credit risk	-	-	-	-	-	-

08 Cash & cash equivalents:

Particulars	As at 31-Mar-24	As at 31-Mar-23
	Amount in ₹	Amount in ₹
Cash On Hand	686,910.00	654,680.00
Balance with Banks	2,536,849.31	24,930,392.29
TOTAL ₹ :	3,223,759.31	25,585,072.29

09 Bank balance other than (08) above:

Particulars	As at 31-Mar-24	As at 31-Mar-23
	Amount in ₹	Amount in ₹
Deposit Accounts (original maturity less than 12 months)	14,511,560.00	-
TOTAL ₹ :	14,511,560.00	-

10 Loans(Current):

Particulars	As at 31-Mar-24	As at 31-Mar-23
	Amount in ₹	Amount in ₹
Unsecured: Considered Good		
Advance to Others	10,003,400.00	10,003,400.00
Advances given to Staff	1,628,421.26	237,367.00
Advances to Related Parties		
Advance to Related Parties	2,441,750.53	2,441,750.53
TOTAL ₹ :	14,073,571.79	12,682,517.53

Advance to related parties includes advance given to foreign associated entity.

Loans and Advances to Related Parties

Type of Borrower	Current period		Previous period	
	Amount Outstanding	% of Total	Amount Outstanding	% of Total
Promoters	-	-	-	-
Directors	-	-	-	-
KMPs	-	-	-	-
Related Parties	-	-	-	-
Associate Company	-	-	-	-

11 Other Financial Assets(Current):

Particulars	As at	As at
	31-Mar-24	31-Mar-23
	Amount in ₹	Amount in ₹
Insurance Claim Receivable	2,902,726.00	-
Interest Receivable	1,200,000.00	-
Security Deposits	3,028,747.00	1,073,250.00
Derivative Instruments-Mark to Market valuation	5,807.80	-
TOTAL ₹ :	7,137,280.80	1,073,250.00

12 Other current Assets:

Particulars	As at	As at
	31-Mar-24	31-Mar-23
	Amount in ₹	Amount in ₹
Unsecured: Considered Good	11,631,821.00	
Advances to Suppliers	13,091,043.01	36,522,655.00
Advance to Creditors for expenses	17,120,362.43	-
Advance to Creditor for Capital Goods	20,751,123.38	-
Balance With Government Authorities	53,562,008.64	31,162,391.27
Export Incentive Receivable	813,158.00	-
Prepaid Expenses	3,739,950.25	1,907,007.66
TOTAL ₹ :	109,077,645.71	69,592,053.93

GST receivable is considered as per books of accounts and any discrepancies with government portal is ignored.

13 Equity share capital:

Particulars	As at 31-Mar-24	As at 31-Mar-23
	Amount in ₹	Amount in ₹
Authorized :		
Equity shares 16,000,000 of Rs.10 Each	160,000,000.00	160,000,000.00
Issued, Subscribed and Paid up :		
Equity shares 15002000 of Rs.10 Each	150,020,000.00	150,020,000.00
TOTAL ₹ :	150,020,000.00	150,020,000.00

13.1 The Details of Shareholder holding more than 5% Shares

Name Of Shareholder	As at 31-Mar-24		As at 31-Mar-23	
	No. Of Shares	% Held	No. Of Shares	% Held
Jasvantbhai Patel	883,340.00	5.89%	883,340.00	5.89%
Mahendrabhai Nathabhai Patel	902,080.00	6.01%	902,080.00	6.01%
Pravinkumar Amichandbhai Patel	986,574.00	6.58%	986,574.00	6.58%
Pravinkumar Nathabhai Patel	1,230,600.00	8.20%	1,152,600.00	7.68%
TOTAL ₹ :	4,002,594.00	26.68%	3,924,594.00	26.16%

13.2 The Reconciliation of No. of shares outstanding is set out below:

Particulars	As at 31-Mar-24		As at 31-Mar-23	
	No. of Shares	Amount In ₹	No. of Shares	Amount In ₹
Equity Shares at the beginning of the year	15,002,000.00	150,020,000.00	15,002,000.00	150,020,000.00
Add: Shares issued as Bonus	-	-	-	-
Equity Shares at the end of the year	15,002,000.00	150,020,000.00	15,002,000.00	150,020,000.00

13.3 Rights, Preferences and Restrictions attached to Shares

The Company has one class of equity shares having a par value of Rs. 10 per share. Equity shareholder is eligible for one vote per share held. They are eligible for

13.4 Shareholding of promoters

Shares held by promoters at the end of the year (31-Mar-24)				
Sr.No.	Promoter Name	No Of Shares	% of total shares	% Change During The Year
1	Pravinbhai Nathabhai Patel	1,230,600.00	8.2029%	6.77%
2	Patel Pravinbhai Amichandbhai	986,574.00	6.5763%	0.00%
3	Patel Prafulkumar Devachandbhai	746,000.00	4.9727%	0.00%
4	Raval Daxesh Vasant	538,000.00	3.5862%	0.00%
5	Patel Sureshbhai H.	118,000.00	0.7866%	-6.14%

Shares held by promoters at the end of the year (31-Mar-23)				
Sr.No.	Promoter Name	No Of Shares	% of total shares	% Change During The Year
1	Pravinbhai Nathabhai Patel	1,152,600.00	7.6830%	0.27%
2	Patel Pravinbhai Amichandbhai	986,574.00	6.5763%	0.00%
3	Patel Prafulkumar Devachandbhai	746,000.00	4.9727%	0.00%
4	Raval Daxesh Vasant	538,000.00	3.5862%	0.00%
5	Patel Sureshbhai H.	125,723.00	0.8380%	6.54%

14 Other equity:

Particulars	As at 31-Mar-24	As at 31-Mar-23
	Amount in ₹	Amount in ₹
Retained Earning		
Opening Balance	361,125,715.23	287,171,942.64
Add: Profit for the year	82,873,878.49	73,953,772.59
Less: Adjustments	-	-
Closing Balance	443,999,593.72	361,125,715.23
Other Comprehensive Income		
Opening Balance	4,458,134.80	153,201.80
Add: Profit for the year	(2,084,029.67)	4,304,933.00
Less: Adjustments	-	-
Closing Balance	2,374,105.13	4,458,134.80
Share Premium Account		
Opening Balance	126,907,072.00	126,907,072.00
Less: Bonus Issue during the year	-	-
Closing Balance	126,907,072.00	126,907,072.00
TOTAL ₹ :	573,280,770.85	492,600,022.03

Retained Earnings: Retained earnings are the profits that the Company has earned till date less any transfers to general reserve, dividends, utilisations or other distributions paid to shareholders.

Other Comprehensive Income: The fair value change of the investments measured at fair value through other comprehensive income recognised through Other Comprehensive Income. Upon derecognition the cumulative fair value changes on the said investments except equity investments are reclassified to the Statement of Profit and Loss. Accumulated gain or loss on employee benefits also recognised through other comprehensive income.

Securities Premium: The amount received in excess of face value of the equity shares is recognised in Securities Premium.

15 Borrowings(Non-Current):

Particulars	As at	As at
	31-Mar-24	31-Mar-23
	Amount in ₹	Amount in ₹
Secured Borrowing:		
Term Loan against Vehicle	2,194,647.98	3,069,841.00
Secured by hypothecation of vehicles purchased in the name of company/ directors of the company. The loan is repayable within a period ranging from one to five years.		
Term Loan against PPEs	109,291,599.78	84,045,969.00
Secured by way of charge of Plant & Machineries, Book Debts, Stocks as primary security and certain industrial and residential plot as specified in the sanction letter as collateral security.		
Unsecured Borrowing:		
Unsecured Loans from Directors	10,278,029.00	20,300,542.00
The company have outstanding Interest free long term loans from directors. The repayment terms have not been decided yet.		
Unsecured Loans from relatives & shareholders	17,829,193.76	31,094,257.00
The company have outstanding Interest free long term loans from shareholders & relatives of the directors and/or promoters. The repayment terms have not been decided yet.		
TOTAL ₹ :	139,593,470.52	138,510,609.00

Sub Note: The directors of the company and Mr. Pravin A. Patel (Promoter, subject to the limit of the shares offered by him) have also given their personal guarantee for the loan.

Sub Note: The company has also provided land and building situated at:

1. Survey No: 355, Dalpur, Nananpur Approach Road, Ta: Prantij, Dist: Sabarkantha
2. Plot No. 301 & 302, Survey No. 518/P, GIDC Estate, Talod
3. Khata No. 341, Block No. 139 (Old Survey No. 356) Mouje-Dalpur, Nanapur Approach Road, Taluka: Prantij, Dist: Sabarkantha
4. Pledge of 1500200 Shares of Airo Lam Limited held by Mr. Pravin N. Patel, Suresh H. Patel and Pravin A. Patel as common collateral security for Working Capital finance & Term Loan finance.

Sub Note: The Company has utilized the borrowings from Banks for the purpose, for which it has been raised.

Name of Lender	Name of Security	Rate of Interest	Monthly installments (in ₹)	No. of Installments
Axis Bank	Immovable property , Plant and	EURIBOR + 400 BPS	19409.94EURO	60.00
Axis Bank	Immovable property , Plant and	EURIBOR + 400 BPS	6469.98EURO	60.00
Axis Bank	Immovable property , Plant and Machinery , Book Debts	Repo + 2.90%	1,550,000.00	36.00
Axis Bank	Immovable property , Plant and Machinery , Book Debts	Repo + 2.90%	454,545.45	66.00
Axis Bank	Immovable property , Plant and Machinery , Book Debts	Repo + 2.90%	776,750.00	36.00
Axis Bank	Immovable property , Plant and Machinery , Book Debts	Repo + 2.90%	1,984,126.00	75.00
HDFC Bank	Motor Vehicle	8.75%	49,664.00	60.00
HDFC Bank	Motor Vehicle	8.75%	18,234.00	60.00
Axis Bank	Motor Vehicle	7.65%	23,520.00	60.00

16 Lease Liability (Non-Current)

Particulars	As at	As at
	31-Mar-24	31-Mar-23
	Amount in ₹	Amount in ₹
Liability for Right to Use	3,407,224.10	-
TOTAL ₹ :	3,407,224.10	-

17 Other Financial Liabilities (Non-Current)

Particulars	As at	As at
	31-Mar-24	31-Mar-23
	Amount in ₹	Amount in ₹
Unsecured: Considered Good		
Security Deposit From Customer	11,555,331.00	9,438,763.91

18 Provisions(Non-Current)

Particulars	As at	As at
	31-Mar-24	31-Mar-23
	Amount in ₹	Amount in ₹
Provision for Employee Benefits		
Gratuity	9,427,654.00	7,121,637.00
TOTAL ₹ :	9,427,654.00	7,121,637.00

As the Company has not funded its liability, it has nothing to disclose regarding plan assets and its reconciliation.

19 Deferred Tax Liabilities:

Particulars	As at	As at
	31-Mar-24	31-Mar-23
	Amount in ₹	Amount in ₹
Deferred Tax Assets		
DTL on Difference between written down value of property, plant and equipment and capital work-in-progress as per books of accounts and income tax	37,843,469.26	31,836,885.00
DTL on Expenses claimed for tax purpose on payment basis	(2,861,080.58)	(2,167,309.00)
DTL on Other assets	487,792.54	1,427,637.20
TOTAL ₹ :	35,470,181.22	31,097,213.20

20 Borrowings(Current):

Particulars	As at	As at
	31-Mar-24	31-Mar-23
	Amount in ₹	Amount in ₹
Secured : Loans Repayable on Demand		
Secured Loan from Bank	588,907,772.47	436,995,155.68
Current Maturities of Long Term Debts	55,386,940.38	56,531,120.00
TOTAL ₹ :	644,294,712.85	493,526,275.68

*Balances of Letter of Credit and SBLC for Buyer's Credit has been regrouped/reclassified to Secured Loans Repayable on Demand.

Axis Bank Cash Credit / PCFC / PSCFC LC / SBLC outstanding Rs. 58,89,07,772.47/-as on March 31, 2024 is secured against hypothecation of stock with netting off of sundry creditors and Book Debts i.e. entire current assets (present and future) of the company including stock of raw material, stock in process, finished goods, consumables, receivables, stores, spares, at the rate of 9.40%.

The company has also provided land and building situated at:

1. Survey No: 355, Dalpur, Nananpur Approach Road, Ta: Prantij, Dist: Sabarkantha
2. Plot No. 301 & 302, Survey No. 518/P, GIDC Estate, Talod
3. Khata No. 341, Block No. 139 (Old Survey No. 356) Mouje-Dalpur, Nananpur Approach Road, Taluka: Prantij, Dist: Sabarkantha
4. Pledge of 1500200 Shares of Airo Lam Limited held by Mr. Pravin N. Patel, Suresh H. Patel and Pravin A. Patel as common collateral security for Working Capital finance & Term Loan finance.

The directors of the company and Mr. Pravin A. Patel (Promoter, subject to the limit of the shares offered by him) have also given their personal guarantee for the loan.

21 Trade Payables:

Particulars	As at	As at
	31-Mar-24	31-Mar-23
	Amount in ₹	Amount in ₹
Creditors for Goods		
-Total outstanding dues of micro enterprises and small enterprises (to the extent identified with the available information)	74,012,633.33	-
-Total outstanding dues of creditors other than micro enterprises and small enterprises	173,426,724.93	228,685,339.57
TOTAL ₹ :	247,439,358.26	228,685,339.57

Particulars	Outstanding for following periods from due date of payment				As at 31-Mar-24
	Less than 1 Year	1-2 Years	2-3 Years	More than 3 Years	Total
(i) MSME	74,012,634	-	-	-	74,012,633.72
(ii) Others	169,749,634	2,552,072	1,089,973	35,046.00	173,426,724.11
(iii) Diputed dues-MSME	-	-	-	-	-
(iv) Diputed dues-Others	-	-	-	-	-

Particulars	Outstanding for following periods from due date of payment				As at 31-Mar-23
	Less than 1 Year	1-2 Years	2-3 Years	More than 3 Years	Total
(i) MSME	-	-	-	-	-
(ii) Others	221,934,625	5,590,605	657,603	502,506.00	228,685,339.57
(iii) Diputed dues-MSME	-	-	-	-	-
(iv) Diputed dues-Others	-	-	-	-	-

Sub Note: 1 Outstanding Balances of Trade Payables as on 31st March, 2024 are taken as certified by management. The same is subject to reconciliation and confirmations.

Sub Note: 2 Disclosure of payable to vendors as defined under the "Micro, Small and Medium Enterprise Development Act, 2006" is based on the information available with the Company regarding the status of registration of such vendors under the said Act, as per the intimation received from them on requests made by the Company. There are no overdue principal amounts / interest payable amounts for delayed payments to such vendors at the Balance Sheet date. There are no delays in payment made to such suppliers during the year or for any earlier years and accordingly there is no interest paid or outstanding interest in this regard in respect of payment made during the year or on balance brought forward from previous year.

22 Lease Liability (Current)

Particulars	As at 31-Mar-24	As at 31-Mar-23
	Amount in ₹	Amount in ₹
Liability for Right to Use	3,855,867.91	-
TOTAL ₹ :	3,855,867.91	-

23 Other Financial Liabilities(Current):

Particulars	As at	As at
	31-Mar-24	31-Mar-23
	Amount in ₹	Amount in ₹
Other Payables		
Sundry Creditors for Capital Goods	3,022,931.00	910,915.00
Sundry Creditors for Expenses*	-	39,877,414.37
-Dues to micro and small enterprises (to the extent identified with the available information)	15,427,086.48	-
-Dues to other than micro and small enterprises	36,419,175.75	-
TOTAL ₹ :	54,869,193.23	40,788,329.37

*In the F.Y. 2022-23, due to lack of information MSME and Non-MSME bifurcation was not done.

24 Other Current Liabilities:

Particulars	As at	As at
	31-Mar-24	31-Mar-23
	Amount in ₹	Amount in ₹
Other Payables		
Advance from Customers	3,239,751.69	12,176,337.00
Payable to Government	13,807,403.56	5,200,659.00
TOTAL ₹ :	17,047,155.25	17,376,996.00

25 Provisions(Current):

Particulars	As at	As at
	31-Mar-24	31-Mar-23
	Amount in ₹	Amount in ₹
Payable to Employees	1,937,192.00	2,039,946.00
Payable to Others	-	1,753,927.00
Provision for Expenses	8,991,130.00	5,648,715.00
TOTAL ₹ :	10,928,322.00	9,442,588.00

26 Current tax liabilities (net)

Particulars	As at	As at
	31-Mar-24	31-Mar-23
	Amount in ₹	Amount in ₹
Current tax liabilities (Net of Advance Tax,TDS/TCS Receivables)	2,158,157.96	5,570,470.00
TOTAL ₹ :	2,158,157.96	5,570,470.00

27 Revenue From Operations:

Particulars	For the FY 2023-24	For the FY 2022-23
	Amount in ₹	Amount in ₹
Sale of Products	2,303,173,977.76	2,225,345,293.52
Less:		
Rate Differences on Sales	(221,038.19)	(359,408.40)
GST on sales	(255,593,495.62)	(230,383,365.00)
	2,047,359,443.95	1,994,602,520.12
Other Operating Income		
Export Incentive Received	2,493,926.95	-
Miscellaneous Income	2,003,305.43	-
TOTAL ₹ :	2,051,856,676.33	1,994,602,520.12

*In the F.Y. 2023-24, Export related Incentives received/receivable is included in Sale of products. However, previous year figure has not been regrouped/reclassified.

28 Other Income:

Particulars	For the FY 2023-24	For the FY 2022-23
	Amount in ₹	Amount in ₹
Interest Income	2,531,347.00	556,859.00
Interest on Rent Deposits	130,911.24	-

TOTAL ₹:	14,510,109.41	7,006,140.76
-----------------	----------------------	---------------------

29 Cost of Raw material consumed:

Particulars	For the FY 2023-24	For the FY 2022-23
	Amount in ₹	Amount in ₹
Inventory at the beginning		
Raw Material	172,143,404.18	162,589,229.00
Add: Purchases		
Raw Material	1,402,613,099.94	1,337,395,820.91
Add: Direct Expenses		
Raw Material	10,050,018.56	13,111,947.09
Less: Inventory at the end		
Raw Material	187,378,605.86	172,143,404.18
TOTAL ₹:	1,397,427,916.82	1,340,953,592.82

30 Changes in Inventories:

Particulars	For the FY 2023-24	For the FY 2022-23
	Amount in ₹	Amount in ₹
At the end of the year:		
Finished Goods	512,642,028.79	404,100,287.98
Work-In-Progress	22,945,480.41	31,756,695.81
Stores and Spares	21,649,542.66	20,756,410.94
	557,237,051.86	456,613,394.73
At the beginning of the year:		
Finished Goods	404,100,287.98	378,581,600.00
Work-In-Progress	31,756,695.81	32,082,482.00
Stores and Spares	20,756,410.94	16,818,620.00
	456,613,394.73	427,482,702.00
TOTAL ₹ :	(100,623,657.13)	(29,130,692.73)

31 Employee Benefit Expense:

Particulars	For the FY 2023-24	For the FY 2022-23
	Amount in ₹	Amount in ₹
Bonus Expenses	1,564,718.00	1,502,199.00
Director's Remuneration	2,505,000.00	2,386,000.00
Gratuity Expense	2,819,019.00	2,229,734.00
Salary & Wages Expenses	119,572,886.70	107,683,397.00
Staff Welfare Expenses	816,978.50	665,421.22
TOTAL ₹ :	127,278,602.20	114,466,751.22

32 Finance Cost:

Particulars	For the FY 2023-24	For the FY 2022-23
	Amount in ₹	Amount in ₹
Bank Charges	6,859,365.52	4,366,936.44
Interest to Bank on Short Term Borrowing	32,073,277.27	23,556,579.43
Interest to Bank on Long Term Borrowing	10,027,286.37	11,656,479.97
Interest on Car Loan	289,909.17	127,491.97
Interest on Others	100,778.00	282,396.00
Interest on Lease Liability	843,028.00	-
Interest on Unsecured Loan	2,032,259.91	-
Hypothecation Expense	-	1,957,950.00
TOTAL ₹ :	52,225,904.24	41,947,833.81

Sub Note: 1 Interest Expenses are net of interest capitalized in Property, Plant & Equipment.

33 Depreciation Expense

Particulars	For the FY 2023-24	For the FY 2022-23
	Amount in ₹	Amount in ₹
Depreciation on Tangible Assets	34,864,240.01	33,183,540.00
Depreciation on Right to use	3,705,874.83	-
Amortization on Intangible Assets	4,681.10	8,063.00
TOTAL ₹ :	38,574,795.94	33,191,603.00

34 Other Expenses:

Particulars	For the FY 2023-24	For the FY 2022-23
	Amount in ₹	Amount in ₹
Establishment Expenses		
Auditor's Remuneration	375,000.00	300,000.00
Bad Debt	47,623.00	-
Consumption of Stores and Spare Parts	15,600,907.17	12,769,662.01
Certification Charges	1,010,934.00	276,771.80
Discount / Complain Expenses	17,375,375.63	13,862,503.47
Donation Expenses	211,000	-
(Gain)/Loss on Foreign Exchange	594,484.14	2,772,551.00

Insurance Expenses		7,117,607.30	2,619,940.78
Labour Expenses		67,148,102.10	69,798,435.39
Legal & Professional Expenses		3,292,328.62	4,212,291.35
Membership Expenses	1	572,820.00	498,428.50
Office Expenses	1	23,100,008.31	15,852,659.36
Packing and Forwarding Expenses	1	21,412,280.44	24,355,973.11
Printing & Stationery Expenses	1	496,844.58	159,906.50
Penalty Expense	1	185,182.00	2,604,334.58
Rent Expenses		2,753,939.00	7,889,969.00
Repair & Maintenance Expenses		10,040,263.75	10,908,342.61
Sundry Balances Written Off	1	67,180.61	653.60
Travelling Expenses		7,792,095.01	5,904,969.18
Corporate social responsible activities	1	1,836,600.00	1,665,200.00
Transportation Related Expenses			
Freight Expenses		75,087,156.39	60,593,252.63
Container Expenses	1	455,356.00	-
Communication Expenses			
Postage & Courier Expenses	1	1,029,081.39	1,203,833.95
Telephone Expenses		603,116.82	753,780.14
Power & Fuel Expense			
Power & Fuel Expenses		24,550,028.10	22,448,870.31
Selling & Distribution Expenses			
Advertisement & Sales Promotion Expenses		112,773,932.74	79,361,147.05
TOTAL ₹ :		431,134,885.28	402,455,176.17

35 Earning Per Share :

Particulars	For the FY 2023-24	For the FY 2022-23
	Amount in ₹	Amount in ₹
Basic Earning Per Share	5.52	4.93
Diluted Earning Per Share	5.52	4.93
Nominal Value Per Share	Rs. 10.00	Rs. 10.00

Earning Per share is calculated by dividing the Profit/(Loss) attributable to the Equity Shareholders by the weighted average number of Equity Shares outstanding during the year. The numbers used in calculating basic and diluted earning per Equity Share as stated below

Particulars	For the FY 2023-24	For the FY 2022-23
	Amount in ₹	Amount in ₹
Profit / (Loss) after taxation	82,873,878.49	73,953,772.59
Net Profit / (Loss) attributable to Equity	82,873,878.49	73,953,772.59
Number of shares at the beginning of the year	15,002,000.00	15,002,000.00
Number of shares allotted during the year (Previous Year shares allotted as Bonus Shares)	-	-
Number of shares at the end of the year	15,002,000.00	15,002,000.00
Weighted Average Number of shares outstanding during the year	15,002,000.00	15,002,000.00

36 Taxation

Particulars	For the FY 2023-24	For the FY 2022-23
	Amount in ₹	Amount in ₹
Tax Expense recognised in the Statement of Profit and Loss:		
Current Tax Expense	27,841,504.00	17,840,135.00
Income Tax Expense	27,841,504.00	17,840,135.00
MAT Credit utilized/(Receivable)	-	4,817,974.00
Earlier Years Tax Expense	4,456,751.35	204,451.00
Income Tax Expense including Earlier year tax	32,298,255.35	22,862,560.00
Deferred Tax	5,176,204.55	908,064.00
Total Tax Expense in Statement of Profit and Loss	37,474,459.90	23,770,624.00
Reconciliation of Tax Expense recognised in the Statement of Profit and Loss:		
Profit before Tax as per Statement of Profit and Loss	120,348,338.39	97,724,396.59
Re-measurement gain/(loss) on defined benefit plans in OCI	(2,887,267.00)	5,778,195.00
Changes in Profit before tax due to Ind AS Transition	-	-
Accounting Profit before Tax	117,461,071.39	103,502,591.59
Applicable Income Tax rate	27.82%	27.82%
Computed Tax expense	32,677,670.06	28,794,420.98
Additional deductions under Chapter VIA	29,350.10	-
Charity, Donation and CSR Expenses	510,942.12	463,258.64
Depreciation on Property, plant and equipment and intangible assets	(4,888,969.66)	(2,146,744.21)
Others	(1,290,727.74)	1,838,409.72
MAT Credit utilized/(Receivable)	-	(4,817,974.00)
Earlier Years Tax Expense	4,456,751.35	204,451.00
Reconciliation of Deferred Tax Liability:		
Temporary difference on account of:		
Property, plant and equipment and intangible assets	6,006,584.26	2,146,744.00
Other temporary differences	(830,378.71)	(541,805.00)
Changes in Deferred Tax due to Ind AS Transition	-	(696,875.00)
Deferred tax in Statement of Profit and Loss	5,176,205.55	908,064.00
Temporary difference of liabilities in other comprehensive income	803,237.33	(1,473,262.00)
Deferred tax in Total Comprehensive Income	5,979,442.88	(565,198.00)
Income Tax charged to Statement of Profit and Loss (A)	37,474,459.11	23,770,624.12

37 Capital Commitments and Contingent Liabilities:

A. Contingent Liabilities:

Particulars	As at
	31-Mar-24
	Amount in ₹

It is not practicable for the Company to estimate the timings of cash outflows, if any, in respect of the above, pending resolution of the respective proceedings as it is determinable only on receipt of judgments/decisions pending with various forums/ authorities.

The Company has reviewed all its pending litigations and proceedings and has adequately provided for where provisions are required and disclosed as contingent liabilities where applicable, in its financial statements. The Company does not expect the outcome of these proceedings to have a materially adverse effect on its financial results.

At officer level the decision was not in favour of the company, therefore, the company has appealed in Commissioner of appeal. Therefore, the company has recognised it as contingent liabilities.

B. Commitments:

Estimated amount of contracts remaining to be executed on capital account and not provided for net of advances, Rs. NIL Lakhs (previous year Rs. NIL Lakhs).

38 Accounting Classifications and Fair values

Particulars	As at	As at
	31-Mar-24	31-Mar-23
	Amount in ₹	Amount in ₹
Financial Assets at Amortised Cost:		
Trade receivables	549,393,985.28	493,036,486.77
Cash and cash equivalents	3,223,759.31	25,585,072.29
Bank balance other than above	14,511,560.00	-
Loans(Current)	14,073,571.79	12,682,517.53
Other Financial Assets (Current)	7,131,473.00	1,073,250.00
Other Financial Assets (Non Current)	9,972,051.00	25,728,658.00
Financial assets at Fair Value through Profit and Loss:		
Derivative (Current)	5,807.80	-
Financial assets at Fair Value through Other Comprehensive Income:		
Investments	3,412,500.00	6,625,000.00
Total Financial Assets	601,724,708.18	564,730,984.59
Financial Liabilities at Amortised Cost:		
Borrowings (Current)	644,294,712.85	493,526,275.68
Borrowings (Non Current)	139,593,470.52	138,510,609.00
Lease Liability (Current)	3,855,867.91	-
Lease Liability (Non Current)	3,407,224.10	-
Trade payables	247,439,358.26	228,685,339.57
Other financial liabilities (Current)	54,869,193.23	40,788,329.37
Other financial liabilities (Non Current)	11,555,331.00	9,438,763.91
Total Financial Liabilities	1,105,015,157.87	910,949,317.53

The fair values of the financial assets and liabilities are included at the amount at which the instrument could be exchanged in a current transaction between willing parties, other than in a forced or liquidated sale.

The following methods and assumptions were used to estimate the fair values:

Fair value of cash and short term deposits, trade and other short term receivables, trade payables, other current liabilities, working capital loans from banks approximate their carrying amounts largely due to the short term maturities of these instruments.

Financial instruments other than above are carried at amortised cost except certain assets which are carried at fair value.

39 Financial Risk Management

While ensuring liquidity is sufficient to meet Company's operational requirements, the Company's financial management committee also monitors and manages key financial risks relating to the operations of the Company by analysing exposures by degree and magnitude of risks. These risks include market risk (including currency risk and price risk), credit risk and liquidity risk.

i) Market Risk

Market risk is the risk that the fair value of future cash flows of a financial instrument will fluctuate because of changes in market prices. Market risk comprises two types of risk: interest rate, currency risk and other price risk, such as commodity price risk and equity price risk. Financial instruments affected by market risk include FVTPL investments, trade payables, trade receivables, etc.

iii) Liquidity Risk

The Company manages liquidity risk by maintaining sufficient cash and cash equivalents including bank deposits and availability of funding through an adequate amount of committed credit facilities to meet the obligations when due.

Management monitors rolling forecasts of liquidity position and cash and cash equivalents on the basis of expected cash flows. In addition, liquidity management also involves projecting cash flows considering level of liquid assets necessary to meet obligations by matching the maturity profiles of financial assets & liabilities and monitoring balance sheet liquidity ratios.

The following tables detail the Company's remaining contractual maturity for its non-derivative financial liabilities with agreed repayment periods. The information included in the tables have been drawn up based on the undiscounted cash flows of financial liabilities based on the earliest date on which the Company can be required to pay. The contractual maturity is based on the earliest date on which the Company may be required to pay.

Particulars	Due in 1 Year	Due after 1 Year	Total
	Amount in ₹	Amount in ₹	Amount in ₹
As at 31-Mar-24			
Borrowings	644,294,713	139,593,471	783,888,183.37
Trade Payables	247,439,358	-	247,439,358.26
Other Financial Liabilities	58,725,061	14,962,555	73,687,616.24
TOTAL ₹ :	950,459,132	154,556,026	1,105,015,157.87
As at 31-Mar-23			
Borrowings	493,526,276	138,510,609	632,036,884.68
Trade Payables	228,685,340	-	228,685,339.57
Other Financial Liabilities	40,788,329	9,438,764	50,227,093.28
TOTAL ₹ :	762,999,945	147,949,373	910,949,317.53

Trade Receivables

The Company has a detailed review mechanism of overdue customer receivables at various levels within organisation to ensure proper attention and focus for realisation.

Particulars	Due in 1 Year	1 year - 3 years	More than 3 Years	Total
	Amount in ₹	Amount in ₹	Amount in ₹	Amount in ₹
As at 31-Mar-24				
1) Trade Receivables	549,393,985	-	-	549,393,985.28
2) Cash & Cash Equivalents	17,735,319	-	-	17,735,319.31
3) Loans	14,073,572	-	-	14,073,571.79
4) Other Financial Assets	7,137,281	9,972,051	-	17,109,331.80
5) Investments	-	-	5,897,650.00	5,897,650.00
TOTAL ₹ :	588,340,157	9,972,051	5,897,650.00	604,209,858.18
As at 31-Mar-23				
1) Trade Receivables	493,036,487	-	-	493,036,486.77
2) Cash & Cash Equivalents	25,585,072	-	-	25,585,072.29
3) Loans	12,682,518	-	-	12,682,517.53
4) Other Financial Assets	1,073,250	25,728,658	-	26,801,908.00
5) Investments	-	-	9,003,325.00	9,003,325.00
TOTAL ₹ :	532,377,327	25,728,658	9,003,325.00	567,109,309.59

iii) Capital Management

The company's objective when managing capital is to:

- Safeguard its ability to continue as a going concern so that the Company is able to provide maximum return to stakeholders and benefits for other stakeholders.

- Maintain an optimal capital structure to reduce the cost of capital.

The company's Board of director's reviews the capital structure on regular basis. As part of this review the board considers the cost of capital risk associated with each class of capital requirements and maintenance of adequate liquidity.

Particulars	As at	As at
	31-Mar-24	31-Mar-23
	Amount in ₹	Amount in ₹
Equity Share Capital	150,020,000.00	150,020,000.00
Other Equity	573,280,770.85	492,490,922.03
Total Equity	723,300,770.85	642,510,922.03
Interest-bearing loans and borrowings	783,888,183.37	632,036,884.68
Less: Cash & Cash Equivalent	3,223,759.31	25,585,072.29
Less: Bank balances other than above	14,511,560.00	-
Net Debt	766,152,864.06	606,451,812.39
Gearing Ratio	1.06	0.94

Disclosures

This section gives an overview of the significance of financial instruments for the Company and provides additional information on balance sheet items that contain financial instruments.

The details of significant accounting policies, including the criteria for recognition, the basis of measurement and the basis on which income and expenses are recognized in respect of each class of financial asset, financial liability and equity instrument are disclosed in Note provided hereunder :

40 Disclosures Regarding Employee Benefits

As per Indian Accounting Standard 19 "Employee Benefits" the disclosures are given below:

Defined Contribution Plan

Contribution to defined contribution plan, recognised as expense for the year is as under

Particulars	As at
	31-Mar-24
	Amount in ₹
Employers contribution to provident fund	1,027,970.00
TOTAL ₹ :	1,027,970.00

1) Defined Contribution Plan: Employee benefits in the form of Provident Fund are considered as defined contribution plan and the contributions to Employees Provident Fund Organisation established under The Employees Provident Fund and Miscellaneous Provisions Act 1952 and Employees State Insurance Act, 1948, respectively, are charged to the profit and loss account of the year when the contributions to the respective funds are due.

2) Defined Benefit Plan: Retirement benefits in the form of Gratuity are considered as defined benefit obligation and are provided for on the basis of third party actuarial valuation, using the projected unit credit method, as at the date of the Balance Sheet.

Every Employee who has completed five years or more of service is entitled to Gratuity on terms not less favorable than the provisions of The Payment of Gratuity Act, 1972

As the Company has not funded its liability, it has nothing to disclose regarding plan assets and its reconciliation.

41 Corporate Social Responsibility Contribution

As per Section 135 of the Companies Act, 2013, a Company, meeting the applicability threshold, needs to spend at least 2% of its average net profit for the immediately preceding three financial years on corporate social responsibility (CSR) activities. The areas for CSR activities are eradication of hunger and malnutrition, promoting education, art and culture, healthcare, destitute care and rehabilitation, environment sustainability, disaster relief, COVID-19 relief and rural development projects and other activities as mentioned in Schedule VII of the Companies Act, 2013. A CSR committee has been formed by the Company as per the Act. The funds were primarily utilised throughout the year on these activities which are specified in Schedule VII of the Companies Act, 2013:

Sr. No.	Particulars	Amount in ₹
1	Amount required to be spent by the company during the year	1,790,749.00
2	Amount of expenditure incurred	1,836,600.00
3	Shortfall at the end of the year	-

7 Nature of CSR activities:
Various activities including Rural Development, Eridication of Hunger, Education etc.

Calculation of Corporate Social Responsibility amount:

Sr. No.	Financial Year	Profit for CSR calculation
		Amount in ₹
1	2022-23	97,724,396.59
2	2021-22	93,709,033.00
3	2020-21	77,178,987.00
Net profit as per section 198		268,612,416.59
Average profit of last three years		89,537,472.00
Minimum amount of CSR (2% of average profit of last three years)		1,790,749.00

42 Payment to Auditor :-	Particulars	Amount in ₹	
		As at 31-Mar-24	As at 31-Mar-23
		Amount in ₹	Amount in ₹
	Audit Fees for Statutory and Tax Audit	375,000.00	300,000.00

The above mention amount is excluding GST.

43 Related Party Disclosures:

43.1 Related Parties & their Relationship

As per IND AS 24, the disclosures of transactions with the related parties are given below:

i) List of Related parties where control exists and related parties with whom transactions have taken place and relationships:

Sr. No.	Name of Related Parties	Relationship
(i)	Mr. Pravin N. Patel	Promoter and Director
(ii)	Mr. Hardik P. Patel	Director
(iii)	Mr. Suresh H. Patel	Promoter and Director
(iv)	Mr. Pravin A. Patel	Promoter
(v)	Mr. Praful Patel	Promoter
(vi)	Mrs. Keyaben Patel	KMP
(vii)	Mr. Karan Raval	Relative of Promoter
(viii)	Mr. Yash P. Patel	Relative of Director
(ix)	Mr. Mahendra N. Patel	Relative of Director
(x)	Mrs. Hemlata S. Patel	Relative of Director
(xi)	Mrs. Manjulaben P. Patel	Relative of Director
(xii)	Mr. Vasantbhai Raval	Relative of Promoter
(xiii)	Mr. Chintankumar K. Mehuriya	KMP
(xiv)	Airolam Asia Pacific Co. Ltd.	Subsidiary
(xv)	Airolam Holdings Co. Ltd.	Associate Concern
(xvi)	Kedar Formaline LLP	Common Director

43.2 Transactions with Related Parties

Particulars	Nature of Transaction	For the FY 2023-24	For the FY 2022-23
Mr. Pravin N. Patel	Director Remuneration	1,140,000.00	1,080,000.00
Mr. Hardik P. Patel	Director Remuneration	840,000.00	720,000.00
Mr. Suresh H. Patel	Director Remuneration	1,365,000.00	1,245,000.00
Mr. Yash P. Patel	Salary	840,000.00	720,000.00
Mr. Mahendra N. Patel	Salary	675,600.00	675,600.00
Mrs. Keyaben Patel	Salary	480,000.00	525,000.00
Mrs. Hemlata S. Patel	Salary	465,000.00	405,000.00
Mrs. Manjulaben P. Patel	Salary	522,500.00	506,000.00
Mrs. Ruchi Shah	Salary	-	109,800.00
Mr. Chintankumar K. Mehuriya	Salary	144,000.00	-
Mr. Pravin N. Patel	Loan Taken/(Repaid)	(5,200,400.00)	-
Mr. Hardik P. Patel	Loan Taken/(Repaid)	(8,737,901.00)	(1,000,000.00)
Mr. Suresh H. Patel	Loan Taken/(Repaid)	(3,737,917.00)	-
Mr. Yash P. Patel	Loan Taken/(Repaid)	103,130.76	(10,252.00)
Airolam Asia Pacific Co. Ltd.	Loan Given	-	2,441,750.53
Airolam Asia Pacific Co. Ltd.	Sales	9,852,277.99	8,675,445.00
Airolam Holdings Co. Ltd.	Investment	106,825.00	-

Name of Related Parties	Relationship	As at 31-Mar-24	As at 31-Mar-23
-Director Remuneration			
Mr. Pravin N. Patel	Promoter and Director	95,000.00	-
Mr. Hardik P. Patel	Director	70,000.00	-
Mr. Suresh H. Patel	Promoter and Director	113,750.00	-
-Salary			
Mrs. Keyaben Patel	KMP	40,000.00	-
Mr. Yash P. Patel	Relative of Director	70,000.00	-
Mr. Mahendra N. Patel	Relative of Director	56,300.00	-
Mrs. Hemlata S. Patel	Relative of Director	38,750.00	-
Mr. Chintankumar K. Mehuriya	KMP	18,000.00	-
-Loan Taken/(Repaid)			
Mr. Pravin N. Patel	Promoter and Director	2,624,324.00	7,824,724.00
Mr. Hardik P. Patel	Director	-	3,737,917.00
Mr. Suresh H. Patel	Promoter and Director	-	8,737,901.00
Mr. Yash P. Patel	Relative of Director	103,130.76	-
Mr. Mahendra N. Patel	Relative of Director	75,000.00	75,000.00
Mr. Karan Raval	Relative of Promoter	120,000.00	120,000.00
Mr. Vasantbhai Raval	Relative of Promoter	2,665,227.00	2,665,227.00
-Sales			
Airolam Asia Pacific Co. Ltd.	Subsidiary	31,551,791.50	23,767,488.00
-Loan Given			
Airolam Asia Pacific Co. Ltd.	Subsidiary	2,378,325.02	2,378,325.02
-Investment			
Airolam Holdings Co. Ltd.	Associate Concern	106,825.00	-

45 Information Regarding Micro, Small & Medium Enterprises(MSME)

Based on the information /documents available with the Company, information as per the requirements of Section 22 of The Micro, Small and Medium Enterprises Development Act, 2006 are as under:

Particulars	As at	As at
	31-Mar-24	31-Mar-23
	Amount in ₹	Amount in ₹
i) Principal amount remaining unpaid to any supplier at the end of accounting year (including retention money against performance).	74,012,633.33	-
ii) Interest due on above	-	-
Total of (i) & (ii)	74,012,633.33	-
iii) Amount of interest paid by the Company to the suppliers in terms of section 16 of the Act.	-	-
iv) Amount paid to the suppliers beyond due date during the year.	-	-
v) Amount of interest due and payable for the period of delay in payments (which have been paid but beyond the due date during the year) but without adding the interest specified under the Act.	-	-
vi) Amount of interest accrued and remaining unpaid at the end of accounting year.	-	-
vii) Amount of further interest remaining due and payable even in the succeeding years, until such date when the interest dues as above are actually paid to the small enterprise, for the purpose of disallowance as a deductible expenditure under section 23 of this Act.	-	-
viii) The amount of interest due and payable for the period of delay in making payment (which has been paid but beyond the appointed day during the year) but without adding the interest specified under the Micro, Small and Medium Enterprises Development Act, 2006	-	-

46 Right to Use Assets/Lease Liability

a) Right To Use

The Company has created following Right of Use Assets as under as per Ind AS-116 :

Particulars	As at	As at
	31-Mar-24	31-Mar-23
	Amount in ₹	Amount in ₹
Opening Balance	-	-
Addition during the year	10,787,034.55	-
Termination during the year	-	-
Depreciation	3,705,874.83	-
Closing balances*	7,081,159.72	-
Cash Flow for leases	3,912,656.00	-
Lease Liabilities	7,263,092.01	-

* RTU includes Building RTU.

b) Maturity Analysis of Lease Liabilities as required by Ind AS-116 has been disclosed as follow:

Period	As at	As at
	31-Mar-24	31-Mar-23
	Amount in ₹	Amount in ₹
0-1 year	3,855,867.91	-
1-5 year	3,407,224.10	-
More than 5 years	-	-

c) The Company has recognised Interest expenses of ₹8.43 Lakhs on Lease Liabilities during the year.

d) Lease contracts entered by the Company majorly pertain for office Building taken on lease to conduct its business in the ordinary course of business.

e) The Company does not have any lease restrictions and commitment towards variable rent as per the contract.

f) The weighted average incremental borrowing rate of 9.40% has been applied to lease liabilities recognised in the Balance Sheet at the date of initial application.

- 47 Certain Balance of Debtors, Creditors, Loans & Advances for Capital expenditures are non- moving / sticky . However in view of the management, the same is recoverable / payable. Hence no provision for the same is made in the books of accounts.
- 48 In the opinion of the Board of Directors, the current assets, loans and advances are approximately of the value stated, if realized in the ordinary course of business and the provisions for depreciation and all known and ascertained liabilities are adequate and not in excess of the amounts reasonably necessary.
- 49 The balance confirmation from the suppliers, customers as well as to various loans or advances given have been called for, but the same are awaited till the date of audit. Thus, the balances of receivables, trade payables as well as loans and advances have been taken as per the books of accounts submitted by the company and are subject to confirmation from the respective parties.
- 50 The figures for the previous period are re-classified/ re-arranged / re -grouped, wherever necessary so as to be in conformity with the figures of the current period's classification/disclosure.
- 51 Benami Transactions**
There is no proceedings has been initiated or pending against the company for holding any benami property under the Benami Transactions (Prohibition) Act, 1988 (45 of 1988) and rules made thereunder.
- 52 Wilful Defaulter**
The Company has not been declared wilful defaulter by any bank or financial institutions or other lender.
- 53 Transactions with Struck off Companies**
As stated & Confirmed by the Board of Directors ,The Company has not under taken any transactions nor has outstanding balance with the Company Struck Off either under section 248 of the Act or under Section 560 of Companies act 1956.
- 54 Satisfaction of Charge/Creation of Charge**
There is no charges or satisfaction yet to be registered with ROC beyond the statutory period.
- 55 Number of Layers of Subsidiary**
The Company has complied with the number of layers prescribed under clause (87) of section 2 of the Act read with the Companies (Restriction on number of layers) Rules, 2017.
- 56 Undisclosed Transactions**
As stated & confirmed by the Board of Directors, The Company does not have any such transaction which is not recorded in the books of accounts that has been surrendered or disclosed as income during the year in the tax assessments under the Income Tax Act, 1961 (such as, search or survey or any other relevant provisions of the Income Tax Act, 1961.
- 57 Loan or Investment to Ultimate Beneficiaries**
As stated & Confirmed by the Board of Directors, The Company has not advanced or loaned or invested funds to any other person(s) or entity(ies), including foreign entities (Intermediaries) with the understanding that the Intermediary shall:
(a) directly or indirectly lend or invest in other persons or entities identified in any manner whatsoever by or on behalf of the Company (Ultimate Beneficiaries) or
(b) provide any guarantee, security or the like to or on behalf of the Ultimate Beneficiaries
- 58 Loan or Investment from Ultimate Beneficiaries**
As stated & Confirmed by the Board of Directors ,The Company has not received any fund from any person(s) or entity(ies), including foreign entities (Funding Party) with the understanding (whether recorded in writing or otherwise) that the Company shall:
(a) directly or indirectly lend or invest in other persons or entities identified in any manner whatsoever by or on behalf of the Funding Party (Ultimate Beneficiaries) or
(b) provide any guarantee, security or the like on behalf of the Ultimate Beneficiaries
- 59 Utilization of Term Loans**
The Company has applied term loans for the purpose for which the same was obtained during the year.
- 60 Working Capital**
The Company has been sanctioned working capital limits from a bank on the basis of security of the current assets. Quarterly returns or statements filed by the Company with such bank are not in agreement with the books of accounts.
- 61 Audit Trail**
The company has used an accounting software for maintaining its books of account which has a feature of recording audit trail (edit log) facility and the same has operated throughout the year for all relevant transactions recorded in the software.
- 62 Crypto Currency**
The Company has not traded or invested in Crypto currency or Virtual Currency during the financial year.
- 63 Ratio Analysis**

Particulars	Numerator/Denominator	As at 31-Mar-24	As at 31-Mar-23	Change In %	Reason
a) Current Ratio	<u>Current Assets</u> Current liabilities	1.47	1.55	(4.96)	Not applicable
b) Debt -Equity Ratio	<u>Debt</u> Equity	1.08	0.98	10.17	Not applicable
c) Debt-Service Coverage Ratio	<u>Earning available for debt service</u> Interest+Installment	1.65	1.63	0.86	Not applicable
d) Return on equity ratio	<u>Profit after tax</u> Networth	0.11	0.12	(0.46)	Not applicable
e) Inventory turnover Ratio	<u>Total turnover</u> Average Inventories	2.99	3.33	(10.18)	Not applicable
f)Trade receivable turnover ratio	<u>Total Turnover</u> Average Account Receivable	3.94	3.95	(0.28)	Not applicable
g)Trade payable turnover ratio	<u>Total Turnover</u> Average Account Payable	5.89	4.31	36.80	The purchases of the Company has increased by 4.88%, and average trade payable has decreased by 23.34%.
h)Net Capital turnover ratio	<u>Total Turnover</u> Net Working Capital	4.45	4.58	(2.95)	Not applicable
i)Net Profit Ratio	<u>Net Profit</u> Total Turnover	0.04	0.04	8.93	Not applicable
j)Return on Capital employed	<u>Net Profit</u> Capital Employed	0.14	0.13	2.74	Not applicable
k)Return on Investment	<u>Return on Investment</u> Total Investment	1.64	4.12	(60.25)	The return on Investments is decreased by 60.25% whereas, the Value of Investments has remained the same.

Notes referred to herein above form an integral part of the Financial Statements

For Piyush J Shah & Co.
Chartered Accountants
F.R.No. : 0121172W

For and on behalf of the Board of Directors

Sd/-
Arvind S. Vijayvargiya
Partner
M. No.: 165063
UDIN: 24165063BKADQY1709
Place: Ahmedabad
Date: 27th May, 2024

Sd/-
Pravin N. Patel
Chairman
DIN - 01840244

Sd/-
Suresh H. Patel
Whole Time Director
DIN - 02223842

Sd/-
Keya Patel
CFO

Sd/-
Chintan K. Mehuriya
Company Secretary



CONSOLIDATED FINANCIAL STATEMENTS AND NOTES



Independent Auditors' Report

To,

The Members of Airo Lam Limited

Report on the Audit of Consolidated Financial Statements

Opinion

We have audited the accompanying Consolidated Financial Statements of **Airo Lam Limited** ("the Holding Company") and its subsidiaries (Holding Company and its subsidiaries collectively referred to as "the Group"), which comprise the Consolidated Balance Sheet as at **31st March, 2024**, the Consolidated Statement of Profit and Loss (including Other Comprehensive Income), the Consolidated Statement of Changes in Equity and the Statement of Cash Flows for the year ended on that date and notes to the Consolidated Financial Statements, including a summary of material accounting policies and other explanatory information (hereinafter referred to as "the Consolidated Financial Statements").

statements give the information required by the Companies Act, 2013 (hereinafter referred to as "the Act") in the manner so required and give a true and fair view in conformity with the Indian Accounting Standards prescribed under section 133 of the Act read with the Companies (Indian Accounting Standards) Rules, 2015, as amended, (hereinafter referred to as "Ind AS") and other accounting principles generally accepted in India, of their consolidated state of affairs of the Company as at March 31, 2024, of the consolidated profit and total comprehensive income, consolidated changes in equity and its consolidated cash flows for the year ended on that date.

Basis of Our Opinion

We conducted our audit of the Consolidated Financial Statements in accordance with the Standards on Auditing (hereinafter referred to as "SAs") specified under section 143(10) of the Act. Our responsibilities under those Standards are further described in the Auditor's Responsibilities for the Audit of the Consolidated Financial Statements section of our report. We are independent of the Group in accordance with the Code of Ethics issued by the Institute of Chartered Accountants of India (hereinafter referred to as "ICAI") together with the ethical requirements that are relevant to our audit of the consolidated financial statements under the provisions of the Act and the Rules made thereunder, and we have fulfilled our other ethical responsibilities in accordance with these requirements and the ICAI's Code of Ethics. We believe that the audit evidence we have obtained is sufficient and appropriate to provide a basis for our audit opinion on the Consolidated Financial Statements.

Key Audit Matters

Key audit matters are those matters that, in our professional judgment, were of most significance in our audit of the Consolidated Financial Statements of the current year. These matters were addressed in the context of our audit of the Consolidated Financial Statements as a whole, and in forming our opinion thereon, and we do not provide separate opinion on these matters.

We have not determined the matters described below to be the key audit matters to be communicated in our report.

Information Other than the Consolidated Financial Statements and Auditor's Report Thereon

The Holding Company's Board of Directors is responsible for the preparation of the other information. The other information comprises the information included in the Management Discussion and Analysis, Board's Report including Annexures to Board's Report, Business Responsibility Report, Corporate Governance and Shareholder's Information, but does not include the Consolidated Financial Statements, Standalone Financial Statements and our auditor's report thereon.

Our opinion on the consolidated financial statements does not cover the other information and we do not express any form of assurance conclusion thereon.

In connection with our audit of the consolidated financial statements, our responsibility is to read the other information consider whether the other information is materially inconsistent with the Consolidated Financial Statements, or our knowledge obtained during the course of our audit or otherwise appears to be materially misstated.

If, based on the work we have performed, we conclude that there is a material misstatement of this other information, we are required to report that fact. We have nothing to report in this regard.

Responsibilities of Management and Those Charged with Governance for the Consolidated Financial Statements

The Holding Company's Board of Directors is responsible for the matters stated in section 134(5) of the Act with respect to the preparation of these Consolidated Financial Statements that give a true and fair view of the consolidated financial position, consolidated financial performance, consolidated total comprehensive income, consolidated changes in equity and consolidated cash flows of the Group in accordance with the Indian Accounting Standards (Ind AS) specified under section 133 of the Act and other accounting principles generally accepted in India. The respective Board of Directors of the companies included in the Group are responsible for maintenance of adequate accounting records in accordance with the provisions of the Act for safeguarding the assets of the Group and for preventing and detecting frauds and other irregularities; selection and application of appropriate accounting policies; making judgments and estimates that are reasonable and prudent; and design, implementation and maintenance of adequate internal financial controls, that were operating effectively for ensuring the accuracy and completeness of the accounting records, relevant to the preparation and presentation of the Consolidated Financial Statements that give a true and fair view and are free from material misstatement, whether due to fraud or error which have been used for the purpose of the preparation of the Consolidated Financial Statements by the Directors of the Holding Company, as aforesaid.

In preparing the Consolidated Financial Statements, the respective Board of Directors of the companies included in the Group are responsible for assessing the Group's ability to continue as a going concern, disclosing, as applicable, matters related to going concern and using the going concern basis of accounting unless management either intends to liquidate the Group or to cease operations, or has no realistic alternative but to do so.

The respective Board of Directors of the companies included in the Group are responsible for overseeing the financial reporting of the Group.

Auditor's Responsibilities for the Audit of the Consolidated Financial Statements

Our objectives are to obtain reasonable assurance about whether the Consolidated Financial Statements as a whole are free from material misstatement, whether due to fraud or error, and to issue an auditor's report that includes our opinion. Reasonable assurance is a high level of assurance but is not a guarantee that an audit conducted in accordance with SAs will always detect a material misstatement when it exists. Misstatements can arise from fraud or error and are considered material if, individually or in aggregate, they could reasonably be expected to influence the economic decisions of users taken on the basis of these Consolidated Financial Statements.

As part of an audit in accordance with SAs, we exercise professional judgment and maintain professional skepticism throughout the audit. We also:

- Identify and assess the risks of material misstatement of the Consolidated Financial Statements, whether due to fraud or error, design and perform audit procedures responsive to those risks, and obtain audit evidence that is sufficient and appropriate to provide a basis for our opinion. The risk of not detecting a material misstatement resulting from fraud is higher than for one resulting from error, as fraud may involve collusion, forgery, intentional omissions, misrepresentations, or the override of internal control.
- Obtain an understanding of internal financial controls relevant to the audit in order to design audit procedures that are appropriate in the circumstances. Under section 143(3)(i) of the Act, we are also responsible for expressing our opinion on whether the Holding Company has adequate internal financial controls with reference to Consolidated Financial Statements in place and the operating effectiveness of such controls.
- Evaluate the appropriateness of accounting policies used and the reasonableness of accounting estimates and related disclosures made by management.
- Conclude on the appropriateness of management's use of the going concern basis of accounting and, based on the audit evidence obtained, whether a material uncertainty exists related to events or conditions that may cast significant doubt on the Group's ability to continue as a going concern. If we conclude that a material uncertainty exists, we are required to draw attention in our auditor's report to the related disclosures in the Consolidated Financial Statements or, if such disclosures are inadequate, to modify our opinion. Our conclusions are based on the audit evidence obtained up to the date of our auditor's report. However, future events or conditions may cause the Group to cease to continue as a going concern.
- Evaluate the overall presentation, structure and content of the Consolidated Financial Statements, including the disclosures, and whether the Consolidated Financial Statements represent the underlying transactions and events in a manner that achieves fair presentation.
- Obtain sufficient appropriate audit evidence regarding the financial information of the entities within the Group to express an opinion on the Consolidated Financial Statements. We are responsible for the direction, supervision and performance of the audit of the financial statements of such entity included in the Consolidated Financial Statements of

which we are the independent auditors. For the other entity included in the Consolidated Financial Statements, which have been audited by other auditor, such other auditor remains responsible for the direction, supervision and performance of the audit carried out by them. We remain solely responsible for our audit opinion.

We communicate with those charged with governance of the Holding Company regarding, among other matters, the planned scope and timing of the audit and significant audit findings, including any significant deficiencies in internal control that we identify during our audit.

We also provide those charged with governance with a statement that we have complied with relevant ethical requirements regarding independence, and to communicate with them all relationships and other matters that may reasonably be thought to bear on our independence, and where applicable, related safeguards.

From the matters communicated with those charged with governance, we determine those matters that were of most significance in the audit of the Consolidated Financial Statements of the current period and are therefore the key audit matters. We describe these matters in our auditor's report unless law or regulation precludes public disclosure about the matter or when, in extremely rare circumstances, we determine that a matter should not be communicated in our report because the adverse consequences of doing so would reasonably be expected to outweigh the public interest benefits of such communication.

Other Matter

Report on Other Legal and Regulatory Requirements

1. A. As required by Section 143(3) of the Act, we report that:
 - a) We have sought and obtained all the information and explanations which to the best of our knowledge and belief were necessary for the purposes of our audit of the aforesaid Consolidated Financial Statements.
 - b) In our opinion, proper books of account as required by law relating to preparation of the aforesaid Consolidated Financial Statements have been kept so far as it appears from our examination of those books.
 - c) The Consolidated Balance Sheet, the Consolidated Statement of Profit and Loss including Other Comprehensive Income, Consolidated Statement of Changes in Equity and the Consolidated Statement of Cash Flow dealt with by this Report are in agreement with the relevant books of account maintained for the purpose of preparation of the Consolidated Financial Statements.
 - d) We did not audit the financial statements / financial information of one subsidiary, whose financial statements/financial information reflect total assets (before consolidation adjustments) of Rs. 169.00 lakhs as at 31 March 2024 and total revenues (before consolidation adjustments) of Rs. (43.38) lakhs , as considered in the consolidated financial statements. The consolidated financial statements also include the Group's share of net profit (and other comprehensive income) of Rs. 1.07 lakhs for the year ended 31 March

2024, in respect of one associate, whose financial statements/financial information have not been audited by us. These financial statements/ financial information have been audited by other auditors whose reports have been furnished to us by the Management and our opinion on the consolidated financial statements, in so far as it relates to the amounts and disclosures included in respect of these subsidiary and associate, and our report in terms of sub-section (3) of Section 143 of the Act, in so far as it relates to the aforesaid subsidiary and associate is based solely on the reports of the other auditors.

- e) In our opinion, the aforesaid Consolidated Financial Statements comply with the Ind AS specified under Section 133 of the Act.
- f) On the basis of the written representations received from the directors of Holding Company as on March 31, 2024 taken on board by the Board of Directors of the Holding Company and the reports of the statutory auditors of its subsidiaries incorporated in India, none of directors of the Group's companies incorporated in India is disqualified as on March 31, 2024 from being appointed as a director in terms of Section 164(2) of the Act.
- g) With respect to the adequacy of the internal financial controls with reference to Consolidated Financial Statements and the operating effectiveness of such controls, refer to our separate Report in "Annexure – A". Our report expresses an unmodified opinion on the adequacy and operating effectiveness of internal financial controls with reference to Consolidated Financial Statements of the Group.
- h) With respect to the other matters to be included in the Auditors' Report in accordance with the requirements of section 197(16) of the Act, as amended:

In our opinion and to the best of our information and according to the explanations given to us the remuneration paid by the Holding Company to its directors during the year is in accordance with the section 197 read with Schedule V of the Act.

- i) With respect to the other matters to be included in the Auditor's Report in accordance with Rule 11 of the Companies (Audit and Auditors) Rules, 2014, in our opinion and to the best of our information and according to the explanations given to us:
 - i. The company has disclosed the impact of pending litigation on its Consolidated Financial Statement. Refer Note 45 to the Consolidated Financial Statements.
 - ii. The Group did not have any long-term contracts including derivative contracts for which there were any material foreseeable losses.
 - iii. During the year, there were no amounts which are required to be transferred, to the Investor's Education and Protection Fund by the Group.
 - iv. i) The Management of the Holding Company have represented to us that, to the best of their knowledge and belief and based on consideration of reports of other auditors on separate financial statements of subsidiaries incorporated in India, no funds (which are material either individually or in the aggregate) have been advanced or loaned or invested (either from borrowed funds or share premium or any other sources or kind of funds) by the Holding Company and its subsidiaries to or in any other person or entity, including foreign entity ("Intermediaries"), with the understanding, whether recorded in writing or otherwise,

that the Intermediary shall, directly or indirectly lend or invest in other persons or entities identified in any manner whatsoever by or on behalf of the Holding Company and its subsidiaries ("Ultimate Beneficiaries") or provide any guarantee, security or the like on behalf of the Ultimate Beneficiaries.

ii) The Management of the Holding Company have represented to us that, to the best of their knowledge and belief and based on consideration of reports of other auditors on separate financial statements of subsidiaries incorporated in India, no funds (which are material either individually or in the aggregate) have been received by the Holding Company and its subsidiaries from any person or entity, including foreign entity ("Funding Parties"), with the understanding, whether recorded in writing or otherwise, that the Holding Company and its subsidiaries shall, directly or indirectly, lend or invest in other persons or entities identified in any manner whatsoever by or on behalf of the Funding Party ("Ultimate Beneficiaries") or provide any guarantee, security or the like on behalf of the Ultimate Beneficiaries.

iii) Based on the audit procedures that have been considered reasonable and appropriate in the circumstances performed by us and those performed by other auditors of the subsidiaries which are incorporated in India, whose financial statements are audited under the Act, nothing has come to our notice that has caused us to believe that the representations under sub-clause (i) and (ii) of Rule 11(e), as provided under (a) and (b) above, contain any material misstatement.

- v. The company or its holding company has not declared and paid any dividend during the year.
- vi. Based on our examination which included test checks and that performed by the respective auditors of the subsidiaries which are companies incorporated in India whose financial statements have been audited under the Act, the Holding Company and subsidiaries have used an accounting software for maintaining its books of account which has a feature of recording audit trail (edit log) facility and the same has operated throughout the year for all relevant transactions recorded in the software. Further, during the course of our audit, we and respective auditors of the above referred subsidiaries did not come across any instance of audit trail feature being tampered with.

As provision to Rule 3(1) of the Companies (Accounts) Rules, 2014 is applicable from April 1, 2023, reporting under Rule 11(g) of the Companies (Audit and Auditors) Rules, 2014 on preservation of audit trail as per the statutory requirements for record retention is not applicable for the financial year ended March 31, 2024.

- 2. With respect to the matters specified in paragraphs 3(xxi) and 4 of the Companies (Auditor's Report) Order, 2020 (the "Order"/ "CARO") issued by the Central Government in terms of Section 143(11) of the Act, to be included in the Auditor's report, according to the information and explanations given to us, and based on the CARO report issued by other

auditor of subsidiaries included in the Consolidated Financial Statements of the Company, to which reporting under CARO is applicable, we report that there are no qualifications or adverse remarks in this CARO report.

For Piyush J. Shah & Co.
Chartered Accountants
FRN: 121172W

Sd/-
Arvind S. Vijayvargiya
Partner
M. No: 165063
UDIN: 24165063BKADRA9190
Place: Ahmedabad
Date: 27th May, 2024

Annexure A to the Independent Auditor's report on the Consolidated Financial Statements of Airo Lam Limited for the year ended 31 March 2024

(Referred to in paragraph 1(f) under 'Report on Other Legal and Regulatory Requirements' section of our report of even date)

Report on the Internal Financial Controls under Clause (i) of Sub-section 3 of Section 143 of the Act.

In conjunction with our audit of the Consolidated Financial Statements of the Holding Company as of for the year ended March 31, 2024, we have audited the internal financial controls with reference to the Consolidated Financial Statements of **Airo Lam Limited** ("the Holding Company") and its subsidiaries which are companies incorporated in India, as of that date.

Management's Responsibility for Internal Financial Controls

The Respective Board of Directors of the companies included in the Group, which are companies incorporated in India, are responsible for establishing and maintaining internal financial controls based on the internal control over financial reporting criteria established by the respective Companies considering the essential components of internal control stated in the Guidance Note on Audit of Internal Financial Controls over Financial Reporting issued by the Institute of Chartered Accountants of India ('ICAI'). These responsibilities include the design, implementation and maintenance of adequate internal financial controls that were operating effectively for ensuring the orderly and efficient conduct of its business, including adherence to respective company's policies, the safeguarding of its assets, the prevention and detection of frauds and errors, the accuracy and completeness of the accounting records, and the timely preparation of reliable financial information, as required under the Act.

Auditors' Responsibility

Our responsibility is to express an opinion on the Holding Company's internal financial controls with reference to Consolidated Financial Statements based on our audit. We conducted our audit in accordance with the Guidance Note on Audit of Internal Financial Controls Over Financial Reporting (the "Guidance Note") issued by the ICAI and the Standards on Auditing prescribed under section 143(10) of the Act, to the extent applicable to an audit of internal financial controls. Those Standards and the Guidance Note require that we comply with ethical requirements and plan and perform the audit to obtain reasonable assurance about whether adequate internal financial controls with reference to the Consolidated Financial Statements was established and maintained and if such controls operated effectively in all material respects.

Our audit involves performing procedures to obtain audit evidence about the adequacy of the internal financial controls with reference to Consolidated Financial Statements and their operating effectiveness. Our audit of internal financial controls with reference to Consolidated Financial Statements included obtaining an understanding of internal financial controls with reference to Consolidated Financial Statements, assessing the risk that a material weakness exists, and testing and evaluating the design and operating effectiveness of internal control based on the assessed risk. The procedures selected depend on the auditor's judgment, including the assessment of the risks of material misstatement of the Consolidated Financial Statements, whether due to fraud or error.

We believe that the audit evidence we have obtained is sufficient and appropriate to provide a basis for our audit opinion on the Holding Company's internal financial controls system with reference to the Consolidated Financial Statements.

Meaning of Internal Financial Controls with reference to the Consolidated Financial Statements

A company's internal financial control with reference to the Consolidated Financial Statements is a process designed to provide reasonable assurance regarding the reliability of financial reporting and the preparation of financial statements for external purposes in accordance with generally accepted accounting principles. A Company's internal financial control with reference to the Consolidated Financial Statements includes those policies and procedures that (1) pertain to the maintenance of records that, in reasonable detail, accurately and fairly reflect the transactions and dispositions of the assets of the Company; (2) provide reasonable assurance that transactions are recorded as necessary to permit preparation of financial statements in accordance with generally accepted accounting principles, and that receipts and expenditures of the company are being made only in accordance with authorizations of management and directors of the company; and (3) provide reasonable assurance regarding prevention or timely detection of unauthorized acquisition, use, or disposition of the company's assets that could have a material effect on the financial statements.

Inherent Limitations of Internal Financial Controls over Financial Reporting

Because of the inherent limitations of internal financial controls with reference to Consolidated Financial Statements, including the possibility of collusion or improper management override of controls, material misstatements due to error or fraud may occur and not be detected. Also, projections of any evaluation of the internal financial controls with reference to the Consolidated Financial Statements to future periods are subject to the risk that the internal financial control with reference to the Consolidated Financial Statements may become inadequate because of changes in conditions, or that the degree of compliance with the policies or procedures may deteriorate.

Opinion

In our opinion, the Holding Company has, in all material respects, an adequate internal financial controls system with reference to the Consolidated Financial Statements and such internal financial controls with reference to the Consolidated Financial Statements were operating effectively as at March 31, 2024, based on the internal control over financial reporting criteria established by the Holding Company considering the essential components of internal control stated in the Guidance Note on Audit of Internal Financial Controls Over Financial Reporting issued by the ICAI.

For Piyush J. Shah & Co.
Chartered Accountants
FRN: 121172W

Sd/-

Arvind S. Vijayvargiya
Partner

M. No: 165063

UDIN: 24165063BKADRA9190

Place: Ahmedabad

Date: 27th May 2024

Airo Lam Limited
CIN : L20211GJ2007PLC052019
Consolidated Balance Sheet as at 31st March,2024

Particulars	Note	Amount in Lakhs 31-Mar-24	Amount in Lakhs 31-Mar-23
I. ASSETS			
1 Non-current assets			
(a) Property, plant & Equipment	02	4,460.25	3,585.61
(b) Capital work in progress		-	-
(c) Investment properties		-	-
(d) Goodwill		-	-
(e) Other intangible assets	03	0.45	0.49
(f) Intangible assets under development		-	-
(g) Biological assets other than bearer plants		-	-
(h) Financial assets			
(i) Investments	04	34.13	66.25
(ii) Trade receivables		-	-
(iii) Loans		-	-
(iv) Others	05	102.47	257.29
(i) Deferred tax assets (net)		-	-
(j) Other Non-current assets		-	-
		4,597.30	3,909.64
2 Current assets			
(a) Inventories	06	7,582.46	6,287.57
(b) Financial assets		-	-
(i) Investments		-	-
(ii) Trade receivables	07	5,505.74	4,930.36
(iii) Cash and cash equivalents	08	32.86	255.85
(iv) Bank balance other than (iii) above	09	145.12	-
(v) Loans	10	140.73	126.83
(vi) Others	11	71.38	10.73
(c) Other current assets	12	1,102.04	695.92
		14,580.32	12,307.26
Total Assets		19,177.62	16,216.90
II. EQUITY AND LIABILITIES			
1 Equity			
(a) Equity share capital	13	1,500.20	1,500.20
(b) Other equity	14	5,546.67	4,901.13
		7,046.87	6,401.33
2 Non-Controlling Interest		(59.83)	-
3 Liabilities			
Non-current liabilities			
(a) Financial liabilities			
(i) Borrowings	15	1,426.93	1,385.11
(ii) Trade payables		-	-
(iii) Lease Liability	16	34.07	-
(iv) Other financial liabilities	17	115.55	94.39
(b) Provisions	18	94.28	71.22
(c) Deferred tax liabilities (net)	19	354.70	310.97
(d) Other Non-Current Liabilities		-	-
		2,025.53	1,861.69

Airo Lam Limited
CIN : L20211GJ2007PLC052019
Consolidated Balance Sheet as at 31st March,2024

Particulars	Note	Amount in Lakhs 31-Mar-24	Amount in Lakhs 31-Mar-23
4 Current liabilities			
(a) Financial liabilities			
(i) Borrowings	20	6,442.95	4,935.26
(ii) Trade payables	21		
i. total outstanding dues of micro enterprises and small enterprises		740.13	-
ii. total outstanding dues of creditors other than micro enterprises and small enterprises		2,074.47	2,286.85
(iii) Lease Liability	22	38.56	-
(iv) Other financial liabilities	23	548.69	407.88
(b) Other current liabilities	24	171.16	173.77
(c) Provisions	25	127.51	94.43
(d) Current tax liabilities (net)	26	21.58	55.70
		10,165.05	7,953.89
Total Laibilities		19,177.62	16,216.91

Summary of material accounting policies 01 to 61

The accompanying notes are an integral part of the financial statements

In terms of our report of even date.

For Piyush J Shah & Co.
Chartered Accountants
F.R.No. : 0121172W

For and on behalf of the Board of Directors

Sd/-
Arvind S. Vijayvargiya
Partner
M. No.: 165063
UDIN: 24165063BKADRA9190
Place: Ahmedabad
Date: 27th May, 2024

Sd/-
Pravin N. Patel
Chairman
DIN - 01840244

Sd/-
Suresh H. Patel
Whole Time Director
DIN - 02223842

Sd/-
Chintankumar K. Mehuriya
Company Secretary

Sd/-
Keya Patel
CFO

Airo Lam Limited
CIN : L20211GJ2007PLC052019

Consolidated Statement of Profit and Loss for the year ended 31st March,2024

Particulars	Note	Amount in Lakhs 2023-24	Amount in Lakhs 2022-23
I. Revenue from operations	27	20,637.42	19,946.03
II. Other Income	28	145.25	70.06
III. Total Revenue (I + II)		20,782.67	20,016.09
IV. Expenses:			
Cost of raw material consumed	29	14,036.37	13,409.54
Changes in Inventories of finished goods & Raw Material	30	(1,006.24)	(291.31)
Employee benefits expenses	31	1,313.29	1,144.67
Finance costs	32	522.33	419.48
Depreciation and amortization expense	33	388.24	331.92
Other expenses	34	4,369.66	4,024.55
Total expenses (IV)		19,623.65	19,038.84
V. Profit/(Loss) before exceptional items and tax (III-IV)		1,159.02	977.24
VI. Exceptional items		-	-
VII. Profit/(Loss) before tax (V - VI)		1,159.02	977.24
VIII. Tax expenses			
(1) Current tax		278.42	178.40
(2) Deferred tax		51.76	9.08
(3) Short / (Excess) Provision		44.57	2.04
(4) MAT Credit utilized/(Receivable)		-	48.18
IX. Profit/(Loss) for the period from continuing operations (VII- VIII)		784.27	739.54
X. Profit/(Loss) for the period from discontinued operations			
XI. Tax expenses of discontinued operations			
XII. Profit/(Loss) after tax for the period from discontinued operations (X-XI)		-	-
XIII. Profit/(Loss) for the period		784.27	739.54
XIV. Other comprehensive income			
A) (i) Items that will not be reclassified to profit or loss		(28.87)	57.78
(ii) Income tax relating to items that will not be reclassified to profit or loss		8.03	(14.73)
B) (i) Items that will be reclassified to profit or loss			
(ii) Income tax relating to items that will be reclassified to profit or loss			
XV. Total Comprehensive income for the period (XIII+XIV) (Comprising Profit/ (Loss) and Other comprehensive income for the period)		763.43	782.59

Airo Lam Limited
CIN : L20211GJ2007PLC052019

Consolidated Statement of Profit and Loss for the year ended 31st March, 2024

Particulars	Note	Amount in Lakhs 2023-24	Amount in Lakhs 2022-23
XII Earnings per equity share (for continuing operations):	35		
(1) Basic		5.23	4.93
(2) Diluted		5.23	4.93
XII Earnings per equity share (for discontinued operations):			
(1) Basic		-	-
(2) Diluted		-	-
XII Earnings per equity share (for discontinued & continuing operations):			
(1) Basic		5.23	4.93
(2) Diluted		5.23	4.93

Summary of material accounting policies

01 to 61

The accompanying notes are an integral part of the financial statements

In terms of our report of even date.

For Piyush J Shah & Co.
Chartered Accountants
F.R.No. : 0121172W

For and on behalf of the Board of Directors

Sd/-

Arvind S. Vijayvargiya
Partner
M. No.: 165063
UDIN: 24165063BKADRA9190
Place: Ahmedabad
Date: 27th May, 2024

Sd/-

Pravin N. Patel
Chairman
DIN - 01840244

Sd/-

Suresh H. Patel
Whole Time Director
DIN - 02223842

Sd/-

Chintankumar K. Mehuriya
Company Secretary

Sd/-

Keya Patel
CFO

Airo Lam Limited
CIN : L20211GJ2007PLC052019

Consolidated Statement of Cash Flow for the Year ended 31st March,2024

Particulars	Amount in Lakhs 2023-24	Amount in Lakhs 2022-23
<u>Cash flow from operating activities:</u>		
Net profit before tax as per statement of profit and loss	1,159.02	977.24
Adjusted for:		
Depreciation & amortization	388.24	331.92
Interest & finance costs	522.33	419.48
Other Adjustments in Reserves	(177.72)	-
Operating cash flow before working capital changes	1,891.87	1,728.64
Adjusted for:		
(Increase)/ decrease in Inventory	(1,294.89)	(386.85)
(Increase)/ decrease in Trade Receivables	(575.37)	244.59
(Increase)/ decrease in Other Current Financial Assets	(60.64)	(10.73)
Increase/ (decrease) in Other Current Assets	(406.12)	(85.64)
Increase/ (decrease) in Other Non-Current Financial Liability	21.16	32.00
Increase/ (decrease) in long term provisions	23.06	15.13
Increase/ (decrease) in Trade Payables	527.74	(1,636.78)
Increase/ (decrease) in Other Current Financial Liability	140.81	(301.97)
Increase/ (decrease) in Other Non-Current Liability	-	-
Increase/ (decrease) in Other Current Liability	(2.61)	52.11
Increase/ (decrease) in Short term provisions	36.34	(14.10)
Increase/ (decrease) in Current Tax Liabilities(Net)	(57.54)	(46.39)
Cash generated from / (used in) operations	243.80	(409.99)
Income taxes paid	(299.57)	(122.04)
Net cash generated from/ (used in) operating activities [A]	(55.77)	(532.03)
<u>Cash flow from investing activities:</u>		
Purchase of fixed assets	(1,266.62)	(182.83)
Sale of fixed assets	3.79	0.75
Increase/ decrease in short term loans and advances	(13.91)	(126.83)
Increase/ decrease in long term loans and advances	-	-
Increase/ decrease in other Bank balance	(145.12)	-
Purchase/Sale of investments	-	-
Increase/decrease in other security deposits	154.82	(40.17)
Net cash flow from/(used) in investing activities [B]	(1,267.04)	(349.07)
<u>Cash flow from financing activities:</u>		
Proceeds from long term borrowing (net)	41.83	(819.74)
Proceeds from short term borrowing (net)	1,507.69	2,083.19
Interest & finance costs	(522.33)	(419.48)
Lease Liabilities	72.63	-
Net cash flow from/(used in) financing activities [C]	1,099.81	843.97
Net increase/(decrease) in cash & cash equivalents [A+B+C]	(222.99)	(37.14)
Cash & cash equivalents as at beginning of the year	255.85	292.98
Cash & cash equivalents as at end of the year [Refer Note-08]	32.86	255.85

Airo Lam Limited
CIN : L20211GJ2007PLC052019

Consolidated Statement of Cash Flow for the Year ended 31st March,2024

Particulars	Amount in Lakhs 2023-24	Amount in Lakhs 2022-23
Cash and Cash equivalent comprises of:		
Cash on hand	6.87	6.55
Bank Balances:		
In current account	25.99	249.30
Cash & cash equivalents as at end of the year	32.86	255.85

Summary of material accounting policies 01 to 61
The accompanying notes are an integral part of the financial statements
In terms of our report of even date.

Notes:

1. The cash flow statement has been prepared under the indirect method as set out in Indian Accounting Standard (IND AS-7) Statement of Cashflows.
2. Figures in bracket indicates cash outflow.
3. Previous year figures have been regrouped/rearranged wherever necessary.

For Piyush J Shah & Co.
Chartered Accountants
F.R.No. : 0121172W

For and on behalf of the Board of Directors

Sd/-
Arvind S. Vijayvargiya
Partner
M. No.: 165063
UDIN: 24165063BKADRA9190
Place: Ahmedabad
Date: 27th May, 2024

Sd/-
Pravin N. Patel
Chairman
DIN - 01840244

Sd/-
Suresh H. Patel
Whole Time Director
DIN - 02223842

Sd/-
Chintankumar K. Mehuriya
Company Secretary

Sd/-
Keya Patel
CFO

Airo Lam Limited
CIN : L20211GJ2007PLC052019
Statement of Changes in Equity
For the year ended 31-Mar-24

A Equity Share Capital:

Amount in Lakhs

Particulars	Note No	As at 31-Mar-24	As at 31-Mar-23
Balance at the beginning of the year		1,500.20	1,500.20
Shares issued during the year	13	-	-
Balance at the end of the year		1,500.20	1,500.20

B Other Equity:

Particulars	Reserves & Surplus		Other Comprehensive Income	Total
	Securities premium reserves	Retained earnings		
Balance as at April 01, 2022	1,269.07	2,847.94	1.53	4,118.54
Profit/(Loss) for the period	-	739.54	-	739.54
Adjustments	-	-	-	-
Share in Reserves of Subsidiary Company	-	-	-	-
NCI's portion in current year profit	-	-	-	-
Other comprehensive income for the year	-	-	43.05	43.05
Total comprehensive income for the year	-	739.54	43.05	782.59
Balance as at March 31, 2023	1,269.07	3,587.47	44.58	4,901.13
Balance as at April 01, 2023	1,269.07	3,587.47	44.58	4,901.13
Profit/(Loss) for the period	-	784.27	-	784.27
Adjustments	-	-	-	-
Share in Reserves of Subsidiary Company	-	(129.63)	-	(129.63)
NCI's portion in current year profit	-	(11.74)	-	(11.74)
Other comprehensive income for the year	-	-	(20.84)	(20.84)
Total comprehensive income for the year	-	666.38	(20.84)	645.54
Balance as at March 31, 2024	1,269.07	4,253.86	23.74	5,546.67

Summary of material accounting policies

The accompanying notes are an integral part of the financial statements

In terms of our report of even date.

For Piyush J Shah & Co.
Chartered Accountants
F.R.No. : 0121172W

For and on behalf of the Board of Directors

Sd/-
Arvind S. Vijayvargiya
Partner
M. No.: 165063
UDIN: 24165063BKADRA9190
Place: Ahmedabad
Date: 27th May, 2024

Sd/-
Pravin N. Patel
Chairman
DIN - 01840244

Sd/-
Suresh H. Patel
Whole Time Director
DIN - 02223842

Sd/-
Chintankumar K. Mehuriya
Company Secretary

Sd/-
Keya Patel
CFO

Airo Lam Limited

CIN : L20211GJ2007PLC052019

Accounting Policies

Note: 1

Note: A Corporate Information:

Airo Lam Limited (CIN L20211GJ2007PLC052019) is incorporated under the Companies Act, 1956 with its registered office at Survey No: 355, Nananpur Road, N.H. No: 8, Village-Dalpur, Ta-Prantij, Gujarat-383120.

The Company is engaged in the business of production, processing and marketing of decorative laminate and plywood. The manufacturing plant is situated at Himmatnagar, Gujarat. The company has very wide network for sales through an extensive network of 14 branches and numerous distributorships & dealers. It has one overseas subsidiary and one associate company i.e. Airolam Asia Pacific Co. Limited and Airolam Holdings Co. Limited.

The standalone financial statements for the period ended on 31st March, 2024 are approved by the Board of Directors and authorised for issue on 27th May, 2024.

Note: B Material Accounting Policies:

1. Basis of Preparation and Presentation:

i) The financial statements are prepared on historical cost basis in accordance with applicable Indian Accounting Standards (Ind AS) and on accounting principles of going concern except investments which are measured at fair values. These financial statements have been prepared to comply with all material aspects with the Indian accounting standards notified under section 133 of the Act, (the "Act") read with Rule 7 of the Companies (Accounts) Rules, 2014, and the other relevant provisions of the Act.

ii) Accounting policies have been consistently applied except where a newly issued IND AS is initially adopted or a revision to an existing accounting standard requires a change in the accounting policies hitherto in use.

iii) As the quarter and year figures are taken from the source and rounded to the nearest digits, the figures already reported for all the quarters during the year might not always add up to the year figures reported in this statement.

iv) All assets and liabilities have been classified as current or non-current as per the Company's normal operating cycle and other criteria set out in the Schedule III to the Act. Based on the nature of products and the time between the acquisition of assets for processing and their realization in cash and cash equivalents, the Company has ascertained its operating cycle as 12 months for the purpose of current classification of assets and liabilities.

2. Accounting estimates and Assumptions:

i) The preparation of the financial statements in conformity with Ind AS requires management to make estimates, judgments and assumptions. These estimates, judgments and assumptions affect the application of accounting policies and the reported amounts of assets and liabilities, the disclosures of contingent assets and liabilities at the date of the financial statements and reported amounts of revenues and expenses during the period. Management believes that estimates used in the preparation of the financial statements are prudent and reasonable.

Accounting estimates could change from period to period. Actual results could differ from those estimates. Appropriate changes in estimates are made as management becomes aware of changes in circumstances surrounding the estimates. Changes in estimates are reflected in the financial statements in the period in which changes are made and, if material, their effects are disclosed in the notes to the financial statements.

3. Property, Plant and Equipment

i) Freehold Land is carried at cost and all other Property, Plant and Equipment are carried at cost less accumulated depreciation. Cost includes expenditure that is directly attributable to the acquisition of the items.

Property, plant and equipment acquired after the transition date are stated at cost net of tax/duty credit availed, less accumulated depreciation, if any. Cost includes purchase price, including import duties and non-refundable taxes, after deducting trade discounts, rebates, borrowing costs any other expenses directly attributable to bringing the asset to the location and condition necessary for it to be capable of operating in the manner intended by management and costs of dismantling removing the item and restoring the site on which it was located under an obligation.

Assets which are not ready for their intended use on reporting date are carried as Capital work-in-progress at cost, comprising direct cost and related incidental expenses. Capital work-in-progress includes cost of property, plant and equipment under installation / under development as at the balance sheet date attributable to bringing the item to working conditions for its intended use and estimated costs of dismantling the item and restoring the site on which it is located. Advances paid towards the acquisition of property, plant and equipment outstanding at each balance sheet date is classified as capital advances under other non-current assets.

ii) Subsequent expenditures relating to property, plant and equipment is capitalized only when it is probable that future economic benefits associated with these will flow to the Company and the costs to the item can be measured reliably. Repairs and maintenance costs are recognized in net profit in the statement of profit and loss when incurred. The cost and related accumulated depreciation are eliminated from the financial statements upon sale or retirement/disposal of the asset and the resultant gain or losses are recognized in the statement of profit and loss.

iii) Depreciation commences when assets are available for their intended use. Property, Plant and Equipment are depreciated and/or amortised on the basis of their useful lives as notified in Schedule II to the Companies Act, 2013 except in case of assets costing less than Rs. 5000/- which are depreciated over their useful life as assessed by the management. Assets are depreciated on Straight Line basis over their useful life from the date they are available for use, except for few assets, which are depreciated on Written Down Value Method. The assets' residual values and useful lives are reviewed, and adjusted if appropriate, at the end of each reporting period.

Depreciation in respect of additions to assets has been charged on pro rata basis with reference to the period when the assets are ready for use. The provision for depreciation for multiple shifts has been made in respect of eligible assets on the basis of operation of respective units. Where the historical cost of a depreciable asset undergoes a change due to increase or decrease in long term liability on account of exchange fluctuations, if any, the depreciation on the revised unamortised depreciable amount is provided prospectively over the residual useful life of the asset.

An asset's carrying amount is written down immediately on discontinuation to its recoverable amount if the asset's carrying amount is greater than its estimated recoverable amount. Gains and losses on disposals are determined by comparing proceeds with carrying amount. These are included in Profit/Loss on Sale and Discard of Property, Plant & Equipment.

Useful lives of the Property, Plant and Equipment as notified in Schedule II to the Companies Act, 2013 are as follows :

Buildings - 3 to 60 years

Plant and Equipment - 15 to 25 years

Furniture and Fixtures - 10 years

Vehicles - 8 to 10 years

Office Equipment - 5 to 10 years

Right-of-use assets are depreciated on a straight-line basis over the shorter of the lease term and the estimated useful lives of the underlying assets. Buildings constructed on Right-of-use assets are depreciated based on the useful life prescribed in the Schedule II of the Companies Act, 2013.

Depreciation methods, useful lives and residual values are reviewed at each financial year end and adjusted as appropriate.

4. Intangible Assets

i) Intangible assets acquired by payment e.g. Computer Software is disclosed at cost less amortisation on a straight-line basis over its estimated useful life.

ii) Intangible assets are carried at cost, net of accumulated amortisation and impairment loss, if any.

iii) Intangible assets are amortised on straight-line method, if any.

iv) At each balance sheet date, the Company reviews the carrying amount of intangible assets to determine whether there is any indication of impairment loss. If any such indication exists, the recoverable amount of the assets is estimated in order to determine the extent of impairment loss. The recoverable amount is higher of the net selling price and the value in use, determined by discounting the estimated future cash flows expected from the continuing use of the asset to their present value.

5. Revenue Recognition

i) Revenue comprises of all economic benefits that arise in the ordinary course of activities of the Company which result in increase in Equity, other than increases relating to contributions from equity participants. Revenue is recognized to the extent that it is reliable that the economic benefits will flow to the Company and the revenue can be reliably measured. Revenue is measured at the transaction price of the consideration received or receivable.

Ind AS 115 "Revenue from Contracts with Customers" provides a control-based revenue recognition model and provides a five step application approach to be followed for revenue recognition.

- Identify the contract(s) with a customer;
- Identify the performance obligations;
- Determine the transaction price;
- Allocate the transaction price to the performance obligations;
- Recognise revenue when or as an entity satisfies performance obligation.

ii) Sale of Goods: Revenue from sales of goods is recognised on transfer of control of products to the customers. Revenue does not include GST, inter-transfers, returns, trade discounts, cash discounts, other benefits passed to customers in kind.

The timing of transfers of controls varies depending on the individual terms of sale. Arrangements with customers for selling of goods are all fixed price contracts.

iii) Services: Revenue from Services are recognised as and when the services are rendered.

iv) Export incentives under various schemes are accounted in the year of export, if any.

v) Interest income is recognized on a time proportion basis taking into account the amount outstanding and the interest rate applicable.

6. Other Income

Interest: Interest income is accrued on a time basis, by reference to the amortised cost and at the effective interest rate applicable.

Dividends: Dividend from investment is recognized when the Company in which they are held declares the dividend and when the right to receive the same is established.

Insurance Claims: Insurance Claims are accounted for on acceptance and when there is a reasonable certainty of receiving the same, on grounds of prudence.

Export Incentives: Benefit on account of entitlement to import goods free of duty under the Advance Authorisation Scheme, Duty Free Import Authorisation (DFIA), are accounted for on accrual basis at estimated realisable value, as and when exports are made i.e., in the year of export. Profit or loss arising on utilisation of the same and/or sale thereof are accounted for in the year in which either the imports are made against the said Advance License, DFIA and/or the same are sold. Incentives on exports are recognised in books after due consideration of certainty of utilization/receipt of such incentives.

7. Employee Benefits

i) Short-term employee benefits are recognized as an expense at the undiscounted amount in the Statement of Profit and Loss of the year in which the related service is rendered.

ii) Post Employment and Retirement benefits in the form of Gratuity are considered as defined benefit obligations and is provided for on the basis of third party actuarial valuation, using the projected unit credit method, as at the date of the Balance Sheet. Every Employee who has completed five years or more of service is entitled to Gratuity on terms not less favourable than the provisions of The Payment of Gratuity Act, 1972.

iii) The present value of the defined benefit obligation is determined by discounting the estimated future cash outflows by reference to market yields at the end of reporting period on government bonds that have terms approximating to the terms of the related obligation.

iv) Employee benefits in the form of Provident Fund is considered as defined contribution plan and the contributions to Employees' Provident Fund Organization established under The Employees' Provident Fund and Miscellaneous Provisions Act 1952 is charged to the Statement of Profit and Loss of the year when the contributions to the respective funds are due. The Company pays provident fund contributions to publicly administered provident funds as per local regulations. The Company has no further payment obligations once the contributions have been paid.

8. Valuation of Inventories

i) The cost of inventories have been computed to include all cost of purchases, cost of conversion and other related costs incurred in bringing the inventories to their present location and condition. The costs of Raw Materials, Stores and spare parts etc., consumed consist of purchase price including duties and taxes (other than those subsequently recoverable by the enterprise from the taxing authorities), freight inwards and other expenditure directly attributable to the procurement.

ii) Stock of Raw Materials are valued at cost and of those in transit and at port related to these items are valued at cost to date. Goods and materials in transit are valued at actual cost incurred up to the date of balance sheet. Material and supplies held for use in the production of inventories are not written down if the finished products in which they will be used are expected to be sold at or above cost.

iii) Stock of Stores and spare parts, and Power & Fuels are valued at cost; and of those in transit and at port related to these items are valued at cost.

iv) Goods-in-process is valued at lower of cost or net realisable value.

v) Stock-in-trade is valued at lower of cost or net realisable value.

vi) Stock of Finished goods is valued at lower of cost or net realisable value.

9. Cash Flow Statement

i) Cash flows are reported using indirect method, whereby profit before tax is adjusted for the effects of transactions of a non-cash nature and any deferrals or accruals of past or future cash receipts or payments. The cash flow from regular revenue generating, financing and investing activities of the Company is segregated.

ii) Cash and cash equivalents in the balance sheet comprise cash at bank, cash/cheques in hand and short term investments with an original maturity of three months or less.

10. Financial Assets

i) The Company classifies its financial assets as those to be measured subsequently at fair value (either through other comprehensive income, or through profit or loss), and those to be measured at amortised cost using effective interest rate method.

Financial assets are not reclassified subsequent to their initial recognition, except if and in the period the Company changes its business model for managing financial assets.

A financial asset is measured at amortised cost if it meets both of the following conditions and is not designated as at FVTPL:

(a) the asset is held within a business model whose objective is to hold assets to collect contractual cash flows;

and

(b) the contractual terms of the financial asset give rise on specified dates to cash flows that are solely payments of principal and interest (SPPI) on the principal amount outstanding.

The Company measures all equity instruments in subsidiaries at cost initially and also on subsequent recognition.

ii) Trade receivables represent receivables for goods sold by the Company upto the end of the financial year. The amounts are generally unsecured and are usually received as per the terms of payment agreed with the customers. The amounts are presented as current assets where receivable is due within 12 months from the reporting date.

iii) Trade receivables are impaired using the lifetime expected credit loss model under simplified approach. The Company uses a matrix to determine the impairment loss allowance based on its historically observed default rates over expected life of trade receivables and is adjusted for forward looking estimates. At every reporting date, the impairment loss allowance, if any, is determined and updated and the same is deducted from Trade Receivables with corresponding charge/credit to the standalone Statement of Profit and Loss.

iv) A financial asset is derecognized only when the Company has transferred the rights to receive cash flows from the financial asset, or when it has transferred substantially all the risks and rewards of the asset, or when it has transferred the control of the asset.

11. Financial Liabilities

- i) Financial liabilities are classified as measured at amortised cost or FVTPL.
- ii) Borrowings are initially recognised and subsequently measured at amortised cost, net of transaction costs incurred. The transaction costs is amortised over the period of borrowings using the effective interest method in Capital Work in Progress up to the commencement of related Plant, Property and Equipment and subsequently under finance costs in the standalone Statement of profit and loss.
- iii) Borrowings are removed from balance sheet when the obligation specified in the contract is discharged, cancelled or expired.
- iv) Borrowings are classified as current liabilities unless the Company has an unconditional right to defer settlement of the liability for at least 12 months after the reporting period.
- v) Trade Payables represent liabilities for goods and services provided to the Company up to the end of the financial year. The amounts are unsecured and are usually paid as per the terms of payment agreed with the vendors. The amounts are presented as current liabilities unless payment is not due within 12 months after the reporting period.
- v) Financial assets and Financial liabilities are offset and the net amount is reported in the balance sheet if there is a currently enforceable legal right to offset the recognised amounts and there is an intention to settle on a net basis, to realise the assets and settle the liabilities simultaneously.
- vi) Derivative financial instruments are in the nature of Forward contracts. Forward contracts are executed to hedge the foreign exchange rate with respect to liabilities for goods and services in foreign currencies. Interest rate swaps are executed to hedge the interest rate with respect to borrowings in foreign currencies. Derivative financial instruments are recognised initially and subsequently at fair value through mark to market valuation obtained from banking partners. Gain or loss arising from the changes in fair value of derivatives are debited to the foreign exchange fluctuations in the statement of profit and loss.

12. Borrowing Costs

- i) Borrowing costs are interest and other costs (including exchange differences relating to foreign currency borrowings to the extent that they are regarded as an adjustment to interest costs) incurred in connection with the borrowing of funds. Ancillary costs incurred in connection with the arrangement of borrowings are amortised over the period of borrowings.
- ii) General and specific borrowing costs that are directly attributable to the acquisition or construction of qualifying assets are capitalised as part of the cost of such assets during the period of time that is required to complete and prepare the asset for its intended use. A qualifying asset is one that takes necessarily substantial period of time to get ready for its intended use.
- iii) All other borrowing costs are expensed in the period in which they are incurred.

13. Foreign Currency Transactions

- i) The Company's financial statements are presented in Indian Rupees ('₹'), which is also the Company's functional currency.
- ii) Foreign currency transactions are recorded on initial recognition in the functional currency, using the exchange rate at the date of the transaction. At each balance sheet date, foreign currency monetary items are reported using the closing exchange rate. Exchange differences that arise on settlement of monetary items or on reporting at each balance sheet date of the Company's monetary items at the closing rate are recognised as income or expenses in the period in which they arise.
- iii) Non-monetary items which are carried at historical cost denominated in a foreign currency are reported using the exchange rate at the date of the transaction.

14. Accounting for Taxes on Income

- i) Tax expenses comprise of current tax and deferred tax including applicable surcharge and cess.
- ii) Current Income tax is computed using the tax effect accounting method, where taxes are accrued in the same period in which the related revenue and expenses arise. A provision is made for income tax annually, based on the tax liability computed, after considering tax allowances and exemptions. Provisions are recorded when it is estimated that a liability due to disallowances or other matters is probable.
- iii) Deferred tax is provided using the balance sheet approach on temporary differences at the reporting date between the tax bases of assets and liabilities and their carrying amounts for financial reporting purposes at the reporting date. Deferred tax liabilities are recognized for all taxable temporary differences. Deferred tax assets are recognised for all deductible temporary differences, the carry forward of unused tax credits and any un used tax losses. Deferred tax assets are recognized to the extent that it is probable that taxable profits against which the deductible temporary differences, and the carry forward unused tax credits and unused tax losses can be utilized.
- iv) The carrying amount of deferred tax assets is reviewed at each reporting date and reduced to the extent that it is no longer probable that sufficient taxable profit will be available to allow all or part of the deferred tax assets to be utilised. Unrecognised deferred tax assets are reassessed at each reporting date and are recognised to the extent that it is become probable that future taxable profits will allow the deferred tax asset to be recovered. Deferred tax assets and liabilities are measured at the tax rates that are expected to apply in the year when the asset is realised or the liability is settled, based on the tax rates and tax laws that have been enacted or substantively enacted at the reporting date.
- v) Deferred tax is recognised in the statement of profit and loss, except to the extent that it relates to items recognised in other comprehensive income. As such, deferred tax is also recognised in other comprehensive income.
- vi) Deferred Tax Assets and Deferred Tax Liabilities are offset, if a legally enforceable right exists to set off current tax assets against current tax liabilities and the Deferred Tax Assets and Deferred Tax Liabilities relate to taxes on income levied by same governing taxation laws.

15. Investments

Non Current investments are stated at cost. Provision for diminution in the value of Non Current investments is made only if such a decline is other than temporary.

16. Impairment

Assessment is done at each Balance Sheet date as to whether there is any indication that an asset may be impaired. For the purpose of assessing impairment, the smallest identifiable group of assets that generates cash inflows from continuing use that are largely independent of the cash inflows from other assets or groups of assets, is considered as a cash generating unit. If any such indication exists, an estimate of the recoverable amount of the asset/cash generating unit is made. Assets whose carrying value exceeds their recoverable amount are written down to the recoverable amount. Recoverable amount is higher of an asset's or cash generating unit's net selling price and its value in use. Value in use is the present value of estimated future cash flows expected to arise from the continuing use of an asset and from its disposal at the end of its useful life. Assessment is also done at each Balance Sheet date as to whether there is any indication that an impairment loss recognised for an asset in prior accounting periods may no longer exist or may have decreased.

17. Government Grants

- i) Grants are accounted for where it is reasonably certain that the ultimate collection will be made.
- ii) Grants relating to PPE in the nature of Project Capital Subsidy are credited to that particular PPE.
- iii) Others are credited to Statement of Profit and Loss.

18. Provisions, Contingent Liabilities and Contingent Assets

- i) Provisions are made when (a) the Company has a present legal or constructive obligation as a result of past events; (b) it is probable that an outflow of resources embodying economic benefits will be required to settle the obligation; and (c) a reliable estimate is made of the amount of the obligation.

ii) Contingent liabilities are not provided for but are disclosed by way of Notes on Accounts. Contingent liabilities is disclosed in case of a present obligation from past events (a) when it is not probable that an outflow of resources will be required to settle the obligation; (b) when no reliable estimate is possible; (c) unless the probability of outflow of resources is remote.

iii) Contingent assets are not accounted but disclosed by way of Notes on Accounts where the inflow of economic benefits is probable.

19. Current and Non-Current Classification

i) The Normal Operating Cycle for the Company has been assumed to be of twelve months for classification of its various assets and liabilities into "Current" and "Non-Current".

ii) The Company presents assets and liabilities in the balance sheet based on current and non-current classification.

iii) An asset is current when it is (a) expected to be realised or intended to be sold or consumed in normal operating cycle; (b) held primarily for the purpose of trading; (c) expected to be realised within twelve months after the reporting period; (d) Cash and cash equivalent unless restricted from being exchanged or used to settle a liability for at least twelve months after the reporting period. All other assets are classified as non-current.

iv) An liability is current when (a) it is expected to be settled in normal operating cycle; (b) it is held primarily for the purpose of trading; (c) it is due to be discharged within twelve months after the reporting period; (d) there is no unconditional right to defer the settlement of the liability for at least twelve months after the reporting period. All other liabilities are classified as non-current.

20. Segment Reporting

Operating Segments are reported in a manner consistent with the internal reporting provided to the chief operating decision maker (CODM). The CODM assesses the financial performance and position of the company, and makes strategic decisions. The CODM consists of Managing Director & CEO and Chief Financial Officer.

The Company's operating businesses are organized and managed separately according to the nature of products, with each segment representing a strategic business unit that offers different products and serves different markets. The identified segments are Manufacturing and Sale of (a) Laminate and Allied products; and (b) Plywood and Allied products.

The analysis of geographical segment is based on the geographical location of the customers. The geographical segments considered for disclosure are (a) Sales within India include sales to customers located within India; (b) Sales outside India include sales to customers located outside India.

Common allocable costs are allocated to each segment according to the cost incurred in that segment.

The Unallocated Segment includes general corporate income and expense items, which are not allocated to any business segment.

21. Related Party Transactions

i) A related party is a person or entity that is related to the reporting entity preparing its financial statement

a) A person or a close member of that person's family is related to reporting entity if that person;

a. has control or joint control of the reporting entity;

b. has significant influence over the reporting entity; or

c. is a member of the key management personnel of the reporting entity or of a parent of the reporting entity.

b) An entity is related to a reporting entity if any of the following conditions applies;

a. the entity and the reporting entity are members of the same group (which means that each parent, subsidiary and fellow subsidiary is related to the others);

b. One entity is an associate or joint venture of the other entity (or an associate or joint venture of a member of a group of which the other entity is a member);

c. Both entities are joint ventures of the same third party;

d. One entity is a joint venture of a third entity and the other entity is an associate of the third entity;

e. The entity is a post-employment benefit plan for the benefit of employees of either the reporting entity or an entity related to the reporting entity;

f. The entity is controlled or jointly controlled by a person identified in (a);

- g. A person identified in (a)
- h. The entity, or any member of a group of which it is a part, provides key management personnel services to the reporting entity or to the parent of the reporting entity.
Has significant influence over the entity or is a member of the key management personnel of the entity (or of a parent of the entity);

A related party transaction is a transfer of resources, services or obligations between a reporting entity and a related party, regardless of whether a price is charged.

Close members of the family of a person are those family members who may be expected to influence, or be influenced by, that person in their dealings with the entity.

Compensation includes all employee benefits i.e. all forms of consideration paid, payable or provided by the entity, or on behalf of the entity, in exchange for services rendered to the entity. It also includes such consideration paid on behalf of a parent of the entity in respect of the entity.

Key management personnel are those persons having authority and responsibility for planning, directing and controlling the activities of the entity, directly or indirectly, including any director (whether executive or otherwise) of that entity.

c) Disclosure of related party transactions as required by the IND AS is furnished in the Notes on the Standalone Financial Statements.

22. Earning Per Share

i) Basic earnings per share are calculated by dividing the net profit or loss for the period attributable to equity shareholders by the weighted average number of equity shares outstanding during the period.

ii) For the purpose of calculating diluted earnings per share, the net profit or loss for the period attributable to equity shareholders and the weighted average number of shares outstanding during the period are adjusted for the effects of all dilutive potential equity shares.

23. Critical Accounting Judgments, Assumptions and Key Sources of Estimation Uncertainty

The preparation of the Standalone Financial Statements requires management to make judgements, estimates and assumptions that affect the reported amounts of revenues, expenses, assets and liabilities, and the accompanying disclosures, and the disclosure of contingent liabilities at the date of the financial statements. Estimates and assumptions are continuously evaluated and are based on management's experience and other factors, including expectations of future events that are believed to be reasonable under the circumstances. Uncertainty about these assumptions and estimates could result in outcomes that require a material adjustment to the carrying amount of assets or liabilities affected in future periods.

i) Judgements

In the process of applying the Company's accounting policies, management has made the following judgements, which have the most significant effect on the amounts recognised in the standalone financial statements.

a) Determination of Functional Currency

Currency of the primary economic environment in which the Company operates ("the functional currency") is Indian Rupee (Rs) in which the Company primarily generates and expends cash. Accordingly, the Management has assessed its functional currency to be Indian Rupee (Rs) i.e. Rs in Lakhs.

b) Evaluation of Indicators for Impairment of Property, Plant and Equipment

The evaluation of applicability of indicators of impairment of assets requires assessment of external factors (significant decline asset's value, significant changes in the technological, market, economic or legal environment, market interest rates etc.) and internal factors (obsolescence or physical damage of an asset, poor economic performance of the asset etc.) which could result in significant change in recoverable amount of the Property, Plant and Equipment.

ii) Assumptions and Estimation Uncertainties

Information about estimates and assumptions that have the significant effect on recognition and measurement of assets, liabilities, income and expenses is provided below. Actual results may differ from these estimates.

a) Useful lives of Property, Plant and Equipment/Intangible Assets

Property, Plant and Equipment/ Intangible Assets are depreciated/amortised over their estimated useful lives, after taking into account estimated residual value. The useful lives and residual values are based on the Company's historical experience with similar assets and taking into account anticipated technological changes or commercial obsolescence. Management reviews the estimated useful lives and residual values of the assets annually in order to determine the amount of depreciation/amortisation to be recorded during any reporting period. The depreciation/amortisation for future periods is revised, if there are significant changes from previous estimates and accordingly, the unamortised/depreciable amount is charged over the remaining useful life of the assets.

b) Contingent Liabilities

In the normal course of business, Contingent Liabilities may arise from litigation and other claims against the Group. Potential liabilities that are possible but not probable of crystallising or are very difficult to quantify reliably are treated as contingent liabilities. Such liabilities are disclosed in the Notes but are not recognised. Potential liabilities that are remote are neither recognised nor disclosed as contingent liability. The management decides whether the matters need to be classified as 'remote', 'possible' or 'probable' based on expert advice, past judgements, experiences etc.

c) Evaluation of Indicators for Impairment of Property, Plant and Equipment

The evaluation of applicability of indicators of impairment of assets requires assessment of external factors (significant decline in asset's value, economic or legal environment, market interest rates etc.) and internal factors (obsolescence or physical damage of an asset, poor economic performance of the idle assets etc.) which could result in significant change in recoverable amount of the Property, Plant and Equipment and such assessment is based on estimates, future plans as envisaged by the Company.

d) Provisions

Provisions and liabilities are recognised in the period when it becomes probable that there will be a future outflow of funds resulting from past operations or events and the amount of cash outflow can be reliably estimated. The timing of recognition and quantification of the liability requires the application of judgement to existing facts and circumstances, which can be subject to change. The carrying amounts of provisions and liabilities are reviewed regularly and revised to take account of changing facts and circumstances.

24. Fair Value Measurement

- i) The Company measures financial instruments such as investment in other equity at fair value at each balance sheet date.
- ii) Fair value is the price that would be received to sell an asset or paid to transfer a liability in an orderly transaction between market participants at the measurement date. The fair value measurement is based on the presumption that the transaction to sell the asset or transfer the liability takes place either in the principal market for the asset or liability, or in the absence of a principal market, in the most advantageous market for the asset or liability. The principal or the most advantageous market must be accessible by the Company.
- iii) The fair value of an asset or liability is measured using the assumptions that market participants would use when pricing the asset or liability, assuming that market participants act in their economic best interest.
- iv) A fair value measurement of a non-financial asset takes into account a market participant's ability to generate economic benefits by using the asset in its highest and best use or by selling it to another market participant that would use the asset in its highest and best use.
- v) The Company uses valuation techniques that are appropriate in the circumstances and for which sufficient data are available to measure fair value, maximising the use of relevant observable inputs and minimising the use of unobservable inputs.

vi) All assets and liabilities for which fair value is measured or disclosed in the financial statements are categorised with in the fair value hierarchy. The fair value hierarchy is based on inputs to valuation techniques that are used to measure fair value that are either observable or unobservable and consists of following three levels:

Level 1 – Inputs are quoted prices (unadjusted) in active markets for identical assets or liabilities.

Level 2 – Inputs are other than quoted prices included with in level 1 that are observable for the assets or liabilities either directly (pear prices) or indirectly (i.e. derived prices).

Level 3 – Inputs are not based on observable market data (unobservable inputs). Fair values are determined in whole or in part using a Valuation model based on assumption that are neither supported by prices from observable current market transactions in the same instrument nor are they based on available market data.

25. Leases:

The Company's lease asset classes primarily consist of leases for buildings. The Company assesses whether a contract contains a lease, at inception of a contract. A contract is, or contains, a lease if the contract conveys the right to control the use of an identified asset for a period of time in exchange for consideration. To assess whether a contract conveys the right to control the use of an identified asset, the Company assesses whether: (i) the contract involves the use of an identified asset (ii) the Company has substantially all of the economic benefits from use of the asset through the period of the lease and (iii) the Company has the right to direct the use of the asset.

At the date of commencement of the lease, the Company recognizes a right-of-use asset ("ROU") and a corresponding lease liability for all lease arrangements in which it is a lessee, except for leases with a term of twelve months or less (short-term leases) and low value leases. For these short-term and low value leases, the Company recognizes the lease payments as an operating expense on a straight-line basis over the term of the lease.

The right-of-use assets are initially recognized at cost, which comprises the initial amount of the lease liability adjusted for any lease payments made at or prior to the commencement date of the lease plus any initial direct costs less any lease incentives. They are subsequently measured at cost less accumulated depreciation and impairment losses. Right-of-use assets are depreciated from the commencement date on a straight-line basis over the shorter of the lease term and useful life of the underlying asset.

The lease liability is initially measured at the present value of the future lease payments. The lease payments are discounted using the interest rate implicit in the lease or, if not readily determinable, using the incremental borrowing rates in the country of domicile of these leases. Lease liability and ROU asset have been separately presented in the Balance Sheet and lease payments have been classified as financing cash flows. In addition, the carrying amount of lease liabilities is remeasured if there is a modification, a change in the lease term, a change in the lease payments (e.g., changes to future payments resulting from a change in an index or rate used to determine such lease payments) or a change in the assessment of an option to purchase the underlying asset.

26. Expenses for CSR

i) In case of CSR activities undertaken by the Company, if any expenditure of revenue nature is incurred or an irrevocable contribution is made to any agency to be spent by the latter on any of the activities mentioned in Schedule VII to the Companies Act, 2013, the same is charged as an expense to its Statement of Profit and Loss.

ii) In case, the expenditure incurred by the Company is of such a nature which gives rise to an asset, such an asset is recognised where the Company retains the control of the asset and any future economic benefit accrues to it. A liability incurred by entering in to a contractual obligation is recognised to the extent to which CSR activity is completed during the year.

Airo Lam Limited
CIN : L20211GJ2007PLC052019

02 Property Plant & Equipment : As at 31-Mar-24

Amount in Lakhs											
Particulars	Factory Building	Labour Quarters	Office Buildings	Plant & Machinery	Furniture & Fittings	Office Equipment	Motor Vehicle	Computers & Data Processing Unit	Land Freehold	Right of Use (Other than Land)	Total
At Cost or deemed cost											
As at April 01, 2022	743.73	26.13	113.27	4,666.26	106.42	26.60	42.15	30.33	86.21	-	5,841.10
Additions	0.73	-	-	143.71	-	8.88	27.46	2.05	-	-	182.83
Disposals	-	-	-	-	-	(0.75)	-	-	-	-	(0.75)
As at 31-Mar-23	744.46	26.13	113.27	4,809.97	106.42	34.73	69.61	32.39	86.21	-	6,023.19
As at April 01, 2023	744.46	26.13	113.27	4,809.97	106.42	34.73	69.61	32.39	86.21	-	6,023.19
Additions	21.88	-	-	1,111.00	9.30	14.05	0.59	1.93	-	107.87	1,266.62
Disposals	-	-	-	-	(5.22)	-	-	-	-	-	(5.22)
As at 31-Mar-24	766.34	26.13	113.27	5,920.97	110.51	48.78	70.20	34.32	86.21	107.87	7,284.58
Accumulated Depreciation											
As at April 01, 2022	234.02	17.28	74.47	1,662.07	42.08	13.32	38.78	23.71	-	-	2,105.74
Additions	27.21	0.36	1.59	286.56	8.77	3.06	1.09	3.18	-	-	331.84
Disposals	-	-	-	-	-	-	-	-	-	-	-
As at 31-Mar-23	261.24	17.64	76.06	1,948.64	50.86	16.38	39.88	26.89	-	-	2,437.57
As at April 01, 2023	261.24	17.64	76.06	1,948.64	50.86	16.38	39.88	26.89	-	-	2,437.57
Additions	25.61	0.35	1.52	298.80	8.47	4.55	8.79	3.04	-	37.06	388.19
Disposals	-	-	-	-	(1.43)	-	-	-	-	-	(1.43)
As at 31-Mar-24	286.85	17.98	77.58	2,247.44	57.89	20.93	48.67	29.93	-	37.06	2,824.33
Carrying amount											
As at 31-Mar-23	483.23	8.49	37.21	2,861.33	55.56	18.35	29.73	5.49	86.21	-	3,585.61
As at 31-Mar-24	479.49	8.15	35.69	3,673.52	52.61	27.85	21.53	4.39	86.21	70.81	4,460.25

Airo Lam Limited
CIN : L20211GJ2007PLC052019

03 Other intangible Assets As at 31-Mar-24

Amount in Lakhs

Particulars	Trade Mark	Software	Total
At Cost or deemed cost			
As at April 01, 2022	1.08	12.32	13.40
Additions	-	-	-
Disposals	-	-	-
As at March 31, 2023	1.08	12.32	13.40
As at April 01, 2023	1.08	12.32	13.40
Additions	-	-	-
Disposals	-	-	-
As at March 31, 2024	1.08	12.32	13.40
Accumulated Depreciation			
As at April 01, 2022	0.50	12.32	12.82
Additions	0.08	-	0.08
Disposals	-	-	-
As at March 31, 2023	0.58	12.32	12.90
As at April 01, 2023	0.58	12.32	12.90
Additions	0.05	-	0.05
Disposals	-	-	-
As at March 31, 2024	0.63	12.32	12.95
Carrying amount			
As at March 31, 2023	0.49	-	0.49
As at March 31, 2024	0.45	-	0.45

Airo Lam Limited
CIN : L20211GJ2007PLC052019
Notes to Accounts

04 Investments(Non-Current):

Particulars	As at	As at
	31-Mar-24	31-Mar-23
	Amount in Lakhs	Amount in Lakhs
Investments in Equity Instruments (Quoted)		
Shares of Listed Companies	34.13	66.25
Investments in Equity Instruments (Unquoted)		
Shares of Unlisted Companies	-	-
TOTAL ₹ :	34.13	66.25

Investments in Equity Instruments

Sr. No.	Name of the Company	Quoted / Unquoted	Classification	No. of Shares
1	Latteys Industries Limited	Quoted	N.A.	250,000.00
2	Airolam Asia Pacific Co., Ltd.	Unquoted	N.A.	9,600.00
3	Airolam HoldingsCo., Ltd	Unquoted	N.A.	4,890.00

Investments in Other Companies

The company had valued the shares of the other companies at fair value through OCI.

Investments in associates

The company had valued the shares of associates at cost price under IND AS 28, without considering the temporary fluctuation.

05 Other Financial Assets(Non-Current):

Particulars	As at	As at
	31-Mar-24	31-Mar-23
	Amount in Lakhs	Amount in Lakhs
Secured		
Deposit Accounts (original maturity more than 12 months)	85.07	217.84
Unsecured : Considered good		
Security Deposit	17.40	39.45
TOTAL ₹ :	102.47	257.29

Security deposit includes Deposit with suppliers for power connections, Rented premises etc.

06 Inventories:

Particulars	As at	As at
	31-Mar-24	31-Mar-23
	Amount in Lakhs	Amount in Lakhs
Raw Material	1,873.79	1,721.43
Work-In-Progress	229.45	317.57
Stores and Spares	216.50	207.56
Finished Goods	5,262.72	4,041.00
TOTAL ₹ :	7,582.46	6,287.57

07 Trade Receivables:

Particulars	As at	As at
	31-Mar-24	31-Mar-23
	Amount in Lakhs	Amount in Lakhs
Unsecured		
Considered Good	5,505.74	4,930.36
Considered doubtful	-	-
	5,505.74	4,930.36
Less: Allowance for doubtful debts	-	-
TOTAL ₹ :	5,505.74	4,930.36

All trade receivables are considered good, unless otherwise provided.

Particulars	Outstanding for following periods from due date of payment					As at 31-Mar-24
	Less than 6 months	6 Months - 1 year	1-2 Years	2-3 Years	More than 3 Years	Total Amount in Lakhs
(i) Undisputed Trade Receivables - Considered Good	4,020.18	220.41	160.87	310.93	718.64	5,431.03
(ii) Undisputed Trade Receivables - Which have significant increase in credit risk	-	-	-	-	-	-
(iii) Disputed Trade Receivables - Considered Good	-	-	-	-	74.71	74.71
(iv) Disputed Trade Receivables - Which have significant increase in credit risk	-	-	-	-	-	-

Particulars	Outstanding for following periods from due date of payment					As at 31-Mar-23
	Less than 6 months	6 Months - 1 year	1-2 Years	2-3 Years	More than 3 Years	Total Amount in Lakhs
(i) Undisputed Trade Receivables - Considered Good	3,908.03	216.81	107.57	153.66	450.48	4,836.55
(ii) Undisputed Trade Receivables - Which have significant increase in credit risk	-	-	-	-	-	-
(iii) Disputed Trade Receivables - Considered Good	-	-	-	-	93.81	93.81
(iv) Disputed Trade Receivables - Which have significant increase in credit risk	-	-	-	-	-	-

08 Cash & cash equivalents:

Particulars	As at 31-Mar-24	As at 31-Mar-23
	Amount in Lakhs	Amount in Lakhs
Cash On Hand	6.87	6.55
Balance with Banks	25.99	249.30
TOTAL ₹ :	32.86	255.85

09 Bank balance other than (08) above:

Particulars	As at 31-Mar-24	As at 31-Mar-23
	Amount in Lakhs	Amount in Lakhs
Deposit Accounts (original maturity less than 12 months)	145.12	-
TOTAL ₹ :	145.12	-

10 Loans(Current):

Particulars	As at 31-Mar-24	As at 31-Mar-23
	Amount in Lakhs	Amount in Lakhs
Unsecured: Considered Good		
Advance to Others	100.03	100.03
Advances given to Staff	16.28	2.37
Advances to Related Parties		
Advance to Related Parties	24.42	24.42
TOTAL ₹ :	140.73	126.83

Advance to related parties includes advance given to foreign associated entity.

11 Other Financial Assets(Current):

Particulars	As at	As at
	31-Mar-24	31-Mar-23
	Amount in Lakhs	Amount in Lakhs
Insurance Claim Receivable	29.03	-
Interest Receivable	12.00	-
Security Deposits	30.29	10.73
Derivative Instruments-Mark to Market valuation	0.06	-
TOTAL ₹ :	71.38	10.73

12 Other current Assets:

Particulars	As at	As at
	31-Mar-24	31-Mar-23
	Amount in Lakhs	Amount in Lakhs
Unsecured: Considered Good		
Advances to Suppliers	130.91	365.23
Advance to Creditors for expenses	171.20	-
Advance to Creditor for Capital Goods	207.51	-
Balance With Government Authorities	545.30	311.62
Export Incentive Receivable	8.13	-
Prepaid Expenses	38.99	19.07
TOTAL ₹ :	1,102.04	695.92

13 Equity share capital:

Particulars	As at	As at
	31-Mar-24	31-Mar-23
	Amount in Lakhs	Amount in Lakhs
Authorized :		
Equity shares 16,000,000 of Rs.10 Each	1,600.00	1,600.00
Issued, Subscribed and Paid up :		
Equity shares 15020000 of Rs.10 Each	1,500.20	1,500.20
TOTAL ₹ :	1,500.20	1,500.20

13.1 The Details of Shareholder holding more than 5% Shares

Name Of Shareholder	As at		As at	
	31-Mar-24		31-Mar-23	
	No. Of Shares	% Held	No. Of Shares	% Held
Jasvantbhai Patel	883,340.00	5.89%	883,340.00	5.89%
Mahendrabhai Nathabhai Patel	902,080.00	6.01%	902,080.00	6.01%
Pravinkumar Amichandbhai Patel	986,574.00	6.58%	986,574.00	6.58%
Pravinkumar Nathabhai Patel	1,230,600.00	8.20%	1,152,600.00	7.68%
TOTAL ₹ :	4,002,594.00	26.68%	3,924,594.00	26.16%

13.2 The Reconciliation of No. of shares outstanding is set out below:

Particulars	As at		As at	
	31-Mar-24		31-Mar-23	
	No. of Shares	Amount in Lakhs	No. of Shares	Amount in Lakhs
Equity Shares at the beginning of the year	15,002,000.00	1,500.20	15,002,000.00	1,500.20
Add: Shares issued as Bonus	-	-	-	-
Equity Shares at the end of the year	15,002,000.00	1,500.20	15,002,000.00	1,500.20

13.3 Rights, Preferences and Restrictions attached to Shares

The Company has one class of equity shares having a par value of Rs. 10 per share. Equity shareholder is eligible for one vote per share held. They are

13.4 Shareholding of promoters

Shares held by promoters at the end of the year (31-Mar-24)				
Sr.No.	Promoter Name	No Of Shares	% of total shares	% Change During The Year
1	Pravinbhai Nathabhai Patel	1,230,600.00	8.2029%	6.77%
2	Patel Pravinbhai Amichandbhai	986,574.00	6.5763%	0.00%
3	Patel Prafulkumar Devachandbhai	746,000.00	4.9727%	0.00%
4	Raval Daxesh Vasant	538,000.00	3.5862%	0.00%
5	Patel Sureshbhai H.	118,000.00	0.7866%	-6.14%
Shares held by promoters at the end of the year (31-Mar-23)				
Sr.No.	Promoter Name	No Of Shares	% of total shares	% Change During The Year
1	Pravinbhai Nathabhai Patel	1,152,600.00	7.6830%	0.27%
2	Patel Pravinbhai Amichandbhai	986,574.00	6.5763%	0.00%

14 Other equity:

Particulars	As at 31-Mar-24	As at 31-Mar-23
	Amount in Lakhs	Amount in Lakhs
Retained Earning		
Opening Balance	3,587.47	2,847.94
Add: Profit for the year	784.27	739.54
Less: Adjustments	-	-
Add: Share in Reserves of Subsidiary Company	(129.63)	-
Less: NCI's portion in current year profit	(11.74)	-
Closing Balance	4,253.86	3,587.47
Other Comprehensive Income		
Opening Balance	44.58	1.53
Add: Profit for the year	(20.84)	43.05
Less: Adjustments	-	-
Closing Balance	23.74	44.58
Share Premium Account		
Opening Balance	1,269.07	1,269.07
Less: Bonus Issue during the year	-	-
Closing Balance	1,269.07	1,269.07
TOTAL ₹ :	5,546.67	4,901.13

Retained Earnings: Retained earnings are the profits that the Company has earned till date less any transfers to general reserve, dividends, utilisations or other distributions paid to shareholders.

Other Comprehensive Income: The fair value change of the investments measured at fair value through other comprehensive income recognised through Other Comprehensive Income. Upon derecognition the cumulative fair value changes on the said investments except equity investments are reclassified to the Statement of Profit and Loss. Accumulated gain or loss on employee benefits also recognised through other comprehensive income.

Securities Premium: The amount received in excess of face value of the equity shares is recognised in Securities Premium.

15 Borrowings(Non-Current):

Particulars	As at 31-Mar-24	As at 31-Mar-23
	Amount in Lakhs	Amount in Lakhs
Secured Borrowing:		
Term Loan against Vehicle	21.95	30.70
Secured by hypothecation of vehicles purchased in the name of company/ directors of the company. The loan is repayable within a period ranging from one to five years.		
Term Loan against PPEs	1,092.92	840.46
Secured by way of charge of Plant & Machineries, Book Debts, Stocks as primary security and certain industrial and residential plot as specified in the sanction letter as collateral security.		
Unsecured Borrowing:		
Unsecured Loans from Directors	102.78	203.01
The company have outstanding Interest free long term loans from directors. The repayment terms have not been decided yet.		
Unsecured Loans from relatives & shareholders	209.29	310.94
The company have outstanding Interest free long term loans from shareholders & relatives of the directors and/or promoters. The repayment terms have not been decided yet.		
TOTAL ₹ :	1,426.93	1,385.11

Sub Note: The directors of the company and Mr. Pravin A. Patel (Promoter, subject to the limit of the shares offered by him) have also given their personal guarantee for the loan.

Sub Note: The company has also provided land and building situated at:

- Survey No: 355, Dalpur, Nanapur Approach Road, Ta: Prantij, Dist: Sabarkantha
- Plot No: 301 & 302, Survey No. 518/P, GIDC Estate, Talod
- Khata No. 341, Block No. 139 (Old Survey No. 356) Mouje-Dalpur, Nanapur Approach Road, Taluka: Prantij, Dist: Sabarkantha
- Pledge of 1500200 Shares of Airo Lam Limited held by Mr. Pravin N. Patel, Suresh H. Patel and Pravin A. Patel as common collateral security for Working Capital finance & Term Loan finance.

Sub Note: The Company has utilized the borrowings from Banks for the purpose, for which it has been raised.

Name of Lender	Name of Security	Rate of Interest	Monthly installments (Amount in Lakhs)	No. of Installments
Axis Bank	Immovable property, Plant and	EURIBOR + 400 BPS	0.19 EURO	60.00
Axis Bank	Immovable property, Plant and	EURIBOR + 400 BPS	0.06 EURO	60.00
Axis Bank	Immovable property, Plant and Machinery, Book Debts	Repo + 2.90%	15.50	36.00
Axis Bank	Immovable property, Plant and Machinery, Book Debts	Repo + 2.90%	4.55	66.00
Axis Bank	Immovable property, Plant and Machinery, Book Debts	Repo + 2.90%	7.77	36.00
Axis Bank	Immovable property, Plant and Machinery, Book Debts	Repo + 2.90%	19.84	75.00
HDFC Bank	Motor Vehicle	8.75%	0.50	60.00
HDFC Bank	Motor Vehicle	8.75%	0.18	60.00
Axis Bank	Motor Vehicle	7.65%	0.24	60.00

16 Lease Liability (Non-Current)

Particulars	As at 31-Mar-24	As at 31-Mar-23
	Amount in Lakhs	Amount in Lakhs
Liability for Right to Use	34.07	-
TOTAL ₹ :	34.07	-

17 Other Financial Liabilities (Non-Current)

Particulars	As at 31-Mar-24	As at 31-Mar-23
	Amount in Lakhs	Amount in Lakhs
Unsecured: Considered Good		
Security Deposit From Customer	115.55	94.39
Interest Payable	-	-
TOTAL ₹ :	115.55	94.39

18 Provisions(Non-Current)

Particulars	As at 31-Mar-24	As at 31-Mar-23
	Amount in Lakhs	Amount in Lakhs
Provision for Employee Benefits		
Gratuity	94.28	71.22
TOTAL ₹ :	94.28	71.22

As the Company has not funded its liability, it has nothing to disclose regarding plan assets and its reconciliation.

19 Deferred Tax Liabilities:

Particulars	As at 31-Mar-24	As at 31-Mar-23
	Amount in Lakhs	Amount in Lakhs
Deferred Tax Assets		
DTL on Difference between written down value of property, plant and equipment and capital work-in-progress as per books of accounts and income tax	378.43	318.37
DTL on Expenses claimed for tax purpose on payment basis	(28.61)	(21.67)
DTL on Other assets	4.88	14.28
TOTAL ₹ :	354.70	310.97

20 Borrowings(Current):

Particulars	As at 31-Mar-24	As at 31-Mar-23
	Amount in Lakhs	Amount in Lakhs
Secured : Loans Repayable on Demand		
Secured Loan from Bank	5,889.08	4,369.95
Current Maturities of Long Term Debts	553.87	565.31
TOTAL ₹ :	6,442.95	4,935.26

*Balances of Letter of Credit and SBLC for Buyer's Credit has been regrouped/reclassified to Secured Loans Repayable on Demand.

Axis Bank Cash Credit / PCFC / PSCFC LC / SBLC outstanding Rs. 5,889.08 Lakhs as on March 31, 2024 is secured against hypothecation of stock with netting off of sundry creditors and Book Debts i.e. entire current assets (present and future) of the company including stock of raw material, stock in process, finished goods, consumables, receivables, stores, spares, at the rate of 9.40%.

The company has also provided land and building situated at:

1. Survey No: 355, Dalpur, Nananpur Approach Road, Ta: Prantij, Dist: Sabarkantha
2. Plot No. 301 & 302, Survey No. 518/P, GIDC Estate, Talod
3. Khata No. 341, Block No. 139 (Old Survey No. 356) Mouje-Dalpur, Nanapur Approach Road, Taluka: Prantij, Dist: Sabarkantha
4. Pledge of 1500200 Shares of Airo Lam Limited held by Mr. Pravin N. Patel, Suresh H. Patel and Pravin A. Patel

as common collateral security for Working Capital finance & Term Loan finance.

The directors of the company and Mr. Pravin A. Patel (Promoter, subject to the limit of the shares offered by him) have also given their personal guarantee for the loan.

21 Trade Payables:

Particulars	As at	As at
	31-Mar-24	31-Mar-23
	Amount in Lakhs	Amount in Lakhs
Creditors for Goods		
-Total outstanding dues of micro enterprises and small enterprises (to the extent identified with the available information)	740.13	-
-Total outstanding dues of creditors other than micro enterprises and small enterprises	2,074.47	2,286.85
TOTAL ₹ :	2,814.60	2,286.85

Particulars	Outstanding for following periods from due date of payment				As at
	Less than 1 Year	1-2 Years	2-3 Years	More than 3 Years	31-Mar-24
					Total Amount in Lakhs
(i) MSME	740.13	-	-	-	740.13
(ii) Others	2,037.70	25.52	10.90	0.35	2,074.47
(iii) Diputed dues-MSME	-	-	-	-	-
(iv) Diputed dues-Others	-	-	-	-	-

Particulars	Outstanding for following periods from due date of payment				As at
	Less than 1 Year	1-2 Years	2-3 Years	More than 3 Years	31-Mar-23
					Total Amount in Lakhs
(i) MSME	-	-	-	-	-
(ii) Others	2,219.35	55.91	6.58	5.03	2,286.85
(iii) Diputed dues-MSME	-	-	-	-	-
(iv) Diputed dues-Others	-	-	-	-	-

Sub Note: 1 Outstanding Balances of Trade Payables as on 31st March, 2024 are taken as certified by management. The same is subject to reconciliation and confirmations.

Sub Note: 2 Disclosure of payable to vendors as defined under the "Micro, Small and Medium Enterprise Development Act, 2006" is based on the information available with the Company regarding the status of registration of such vendors under the said Act, as per the intimation received from them on requests made by the Company. There are no overdue principal amounts / interest payable amounts for delayed payments to such vendors at the Balance Sheet date. There are no delays in payment made to such suppliers during the year or for any earlier years and accordingly there is no interest paid or outstanding interest in this regard in respect of payment made during the year or on balance brought forward from previous year.

22 Lease Liability (Current)

Particulars	As at	As at
	31-Mar-24	31-Mar-23
	Amount in Lakhs	Amount in Lakhs
Liability for Right to Use	38.56	-
TOTAL ₹ :	38.56	-

23 Other Financial Liabilities(Current):

Particulars	As at	As at
	31-Mar-24	31-Mar-23
	Amount in Lakhs	Amount in Lakhs
Other Payables		
Sundry Creditors for Capital Goods	30.23	9.11
Sundry Creditors for Expenses*		398.77
-Dues to micro and small enterprises (to the extent identified with the available information)	154.27	-
-Dues to other than micro and small enterprises	364.19	-
TOTAL ₹ :	548.69	407.88

*In the F.Y. 2022-23, due to lack of information MSME and Non-MSME bifurcation was not done.

24 Other Current Liabilities:

Particulars	As at	As at
	31-Mar-24	31-Mar-23
	Amount in Lakhs	Amount in Lakhs
Other Payables		
Advance from Customers	32.40	121.76
Payable to Government	138.76	52.01
TOTAL ₹ :	171.16	173.77

25 Provisions(Current):

Particulars	As at	As at
	31-Mar-24	31-Mar-23
	Amount in Lakhs	Amount in Lakhs
Payable to Employees	24.49	20.40
Payable to Others	8.92	17.54
Provision for Expenses	94.11	56.49
TOTAL ₹ :	127.51	94.43

26 Current tax liabilities (net)

Particulars	As at	As at
	31-Mar-24	31-Mar-23
	Amount in Lakhs	Amount in Lakhs
Current tax liabilities (Net of Advance Tax,TDS/TCS Receivables)	21.58	55.70
TOTAL ₹ :	21.58	55.70

27 Revenue From Operations:

Particulars	For the FY 2023-24	For the FY 2022-23
	Amount in Lakhs	Amount in Lakhs
Sale of Products	23,150.59	22,253.45
Less:		
Rate Differences on Sales	(2.21)	(3.59)
GST on sales	(2,555.93)	(2,303.83)
	20,592.45	19,946.03
Other Operating Income		
Export Incentive Received	24.94	-
Miscellaneous Income	20.03	-
TOTAL ₹ :	20,637.42	19,946.03

*In the F.Y. 2023-24, Export related Incentives received/receivable is included in Sale of products. However, previous year figure has not been regrouped/reclassified.

28 Other Income:

Particulars	For the FY 2023-24	For the FY 2022-23
	Amount in Lakhs	Amount in Lakhs
Interest Income	25.47	5.57
Interest on Rent Deposits	1.31	-
Other Income	9.00	64.49
Insurance Claim	29.03	-
Fair Valuation Gain	80.45	-
TOTAL ₹ :	145.25	70.06

29 Cost of Raw material consumed:

Particulars	For the FY 2023-24	For the FY 2022-23
	Amount in Lakhs	Amount in Lakhs
Inventory at the beginning		
Raw Material	1,868.43	1,625.89
Add: Purchases		
Raw Material	14,077.53	13,373.96
Add: Direct Expenses		
Raw Material	100.50	131.12
Less: Inventory at the end		
Raw Material	2,010.09	1,721.43
TOTAL ₹ :	14,036.37	13,409.54

30 Changes in Inventories:

Particulars	For the FY 2023-24	For the FY 2022-23
	Amount in Lakhs	Amount in Lakhs
At the end of the year:		
Finished Goods	5,126.42	4,041.00
Work-In-Progress	229.45	317.57
Stores and Spares	216.50	207.56
	5,572.37	4,566.13
At the beginning of the year:		
Finished Goods	4,041.00	3,785.82
Work-In-Progress	317.57	320.82
Stores and Spares	207.56	168.19
	4,566.13	4,274.83
TOTAL ₹ :	(1,006.24)	(291.31)

31 Employee Benefit Expense:

Particulars	For the FY 2023-24	For the FY 2022-23
	Amount in Lakhs	Amount in Lakhs
Bonus Expenses	15.65	15.02
Director's Remuneration	25.05	23.86
Gratuity Expense	28.19	22.30
Salary & Wages Expenses	1,236.23	1,076.83
Staff Welfare Expenses	8.17	6.65
TOTAL ₹ :	1,313.29	1,144.67

32 Finance Cost:

Particulars	For the FY 2023-24	For the FY 2022-23
	Amount in Lakhs	Amount in Lakhs
Bank Charges	68.67	43.67
Interest to Bank on Short Term Borrowing	320.73	235.57
Interest to Bank on Long Term Borrowing	100.27	116.56
Interest on Car Loan	2.90	1.27
Interest on Others	1.01	2.82
Interest on Lease Liability	8.43	-
Interest on Unsecured Loan	20.32	-
Hypothecation Expense	-	19.58
TOTAL ₹ :	522.33	419.48

Sub Note: 1 Interest Expenses are net of interest capitalized in Property, Plant & Equipment.

33 Depreciation Expense

Particulars	For the FY 2023-24	For the FY 2022-23
	Amount in Lakhs	Amount in Lakhs
Depreciation on Tangible Assets	351.13	331.84
Depreciation on Right to use	37.06	-
Amortization on Intangible Assets	0.05	0.08
TOTAL ₹ :	388.24	331.92

34 Other Expenses:

Particulars	For the FY 2023-24	For the FY 2022-23
	Amount in Lakhs	Amount in Lakhs
Establishment Expenses		
Auditor's Remuneration	3.75	3.00
Bad Debt	0.48	-
Consumption of Stores and Spare Parts	156.01	127.70
Certification Charges	10.11	2.77
Discount / Complain Expenses	173.75	138.63
Donation Expenses	2.11	-
(Gain)/Loss on Foreign Exchange	5.94	37.73
Export Related Expenses	344.31	578.84
Indirect Duty Related Expenses	11.74	27.58
Insurance Expenses	72.17	26.20
Labour Expenses	673.40	697.98
Legal & Professional Expenses	39.27	42.12
Loss from Investment in Subsidiary	1.07	-

Packing and Forwarding Expenses	214.12	243.56
Printing & Stationery Expenses	6.54	1.60
Penalty Expense	1.85	26.04
Rent Expenses	44.54	78.90
Repair & Maintenance Expenses	100.40	109.08
Sundry Balances Written Off	0.67	0.01
Travelling Expenses	95.99	59.05
Corporate social responsible activities	18.37	16.65
Transportation Related Expenses		
Freight Expenses	750.87	605.93
Container Expenses	4.55	-
Communication Expenses		
Postage & Courier Expenses	10.29	12.04
Telephone Expenses	6.19	7.54
Power & Fuel Expense		
Power & Fuel Expenses	246.00	224.49
Selling & Distribution Expenses		
Advertisement & Sales Promotion Expenses	1,127.76	793.61
TOTAL ₹ :	4,369.66	4,024.55

35 Earning Per Share :

Particulars	For the FY 2023-24	For the FY 2022-23
	Amount in Lakhs	Amount in Lakhs
Basic Earning Per Share	5.23	4.93
Diluted Earning Per Share	5.23	4.93
Nominal Value Per Share	Rs. 10.00	Rs. 10.00

Earning Per share is calculated by dividing the Profit/(Loss) attributable to the Equity Shareholders by the weighted average number of Equity Shares outstanding during the year. The numbers used in calculating basic and diluted earning per Equity Share as stated below

Particulars	For the FY 2023-24	For the FY 2022-23
	Amount in Lakhs	Amount in Lakhs
Profit / (Loss) after taxation	784.27	739.54
Net Profit / (Loss) attributable to Equity	784.27	739.54

Number of shares at the beginning of the year	15,002,000.00	15,002,000.00
Number of shares allotted during the year (Previous Year shares allotted as Bonus Shares)	-	-
Number of shares at the end of the year	15,002,000.00	15,002,000.00
Weighted Average Number of shares outstanding during the year	150.02	150.02

36 Taxation

Particulars	For the FY 2023-24	For the FY 2022-23
	Amount in Lakhs	Amount in Lakhs
Tax Expense recognised in the Statement of Profit and Loss:		
Current Tax Expense	278.42	178.40
Income Tax Expense	278.42	178.40
MAT Credit utilized/(Receivable)	-	48.18
Earlier Years Tax Expense	44.57	2.04
Income Tax Expense including Earlier year tax	322.98	228.63
Deferred Tax	51.76	9.08
Total Tax Expense in Statement of Profit and Loss	374.74	237.71
Reconciliation of Tax Expense recognised in the Statement of Profit and Loss:		
Profit before Tax as per Statement of Profit and Loss	1,159.02	977.24
Re-measurement gain/(loss) on defined benefit plans in OCI	(28.87)	57.78
Changes in Profit before tax due to Ind AS Transition	-	-
Accounting Profit before Tax	1,130.15	1,035.03
Applicable Income Tax rate	27.82%	27.82%
Computed Tax expense	314.41	287.94
Additional deductions under Chapter VIA	0.29	-
Charity, Donation and CSR Expenses	5.11	4.63
Depreciation on Property, plant and equipment and intangible assets	(48.89)	(21.47)
Others	(0.54)	18.38
MAT Credit utilized/(Receivable)	-	(48.18)
Earlier Years Tax Expense	44.57	2.04
Reconciliation of Deferred Tax Liability:		
Temporary difference on account of:		
Property, plant and equipment and intangible assets	60.07	21.47
Other temporary differences	(8.30)	(5.42)
Changes in Deferred Tax due to Ind AS Transition	-	(6.97)
Deferred tax in Statement of Profit and Loss	51.76	9.08
Temporary difference of liabilities in other comprehensive income	8.03	(14.73)

37 Capital Commitments and Contingent Liabilities:

A. Contingent Liabilities:

Particulars	As at 31-Mar-24
	Amount in Lakhs
Disputed Income Tax Demand under the Gujarat Value Added Tax Act	159.69

It is not practicable for the Company to estimate the timings of cash outflows, if any, in respect of the above, pending resolution of the respective proceedings as it is determinable only on receipt of judgments/decisions pending with various forums/ authorities.

The Company has reviewed all its pending litigations and proceedings and has adequately provided for where provisions are required and disclosed as contingent liabilities where applicable, in its financial statements. The Company does not expect the outcome of these proceedings to have a materially adverse effect on its financial results.

At officer level the decision was not in favour of the company, therefore, the company has appealed in Commissioner of appeal. Therefore, the company has recognised it as contingent liabilities.

B. Commitments:

Estimated amount of contracts remaining to be executed on capital account and not provided for net of advances, Rs. NIL Lakhs (previous year Rs. NIL Lakhs).

38 Accounting Classifications and Fair values

Particulars	As at 31-Mar-24	As at 31-Mar-23
	Amount in Lakhs	Amount in Lakhs
Financial Assets at Amortised Cost:		
Trade receivables	5,505.74	4,930.36
Cash and cash equivalents	32.86	255.85
Bank balance other than above	145.12	-
Loans(Current)	140.73	126.83
Other Financial Assets (Current)	71.32	10.73
Other Financial Assets (Non Current)	102.47	257.29
Financial assets at Fair Value through Profit and Loss:		
Derivative (Current)	0.06	-
Financial assets at Fair Value through Other Comprehensive Income:		
Investments	34.13	66.25
Total Financial Assets	6,032.42	5,647.31
Financial Liabilities at Amortised Cost:		
Borrowings (Current)	6,442.95	4,935.26
Borrowings (Non Current)	1,426.93	1,385.11
Lease Liability (Current)	38.56	-
Lease Liability (Non Current)	34.07	-
Trade payables	2,814.60	2,286.85
Other financial liabilities (Current)	548.69	407.88
Other financial liabilities (Non Current)	115.55	94.39
Total Financial Liabilities	11,421.35	9,109.49

The fair values of the financial assets and liabilities are included at the amount at which the instrument could be exchanged in a current transaction between willing parties, other than in a forced or liquidated sale.

The following methods and assumptions were used to estimate the fair values:

Fair value of cash and short term deposits, trade and other short term receivables, trade payables, other current liabilities, working capital loans from banks approximate their carrying amounts largely due to the short term maturities of these instruments.

Financial instruments other than above are carried at amortised cost except certain assets which are carried at fair value.

39 Financial Risk Management

While ensuring liquidity is sufficient to meet Company's operational requirements, the Company's financial management committee also monitors and manages key financial risks relating to the operations of the Company by analysing exposures by degree and magnitude of risks. These risks include market risk (including currency risk and price risk), credit risk and liquidity risk.

i) Market Risk

Market risk is the risk that the fair value of future cash flows of a financial instrument will fluctuate because of changes in market prices. Market risk comprises two types of risk: interest rate, currency risk and other price risk, such as commodity price risk and equity price risk. Financial instruments affected by market risk include FVTPL investments, trade payables, trade receivables, etc.

ii) Liquidity Risk

The Company manages liquidity risk by maintaining sufficient cash and cash equivalents including bank deposits and availability of funding through an adequate amount of committed credit facilities to meet the obligations when due.

Management monitors rolling forecasts of liquidity position and cash and cash equivalents on the basis of expected cash flows. In addition, liquidity management also involves projecting cash flows considering level of liquid assets necessary to meet obligations by matching the maturity profiles of financial assets & liabilities and monitoring balance sheet liquidity ratios.

The following tables detail the Company's remaining contractual maturity for its non-derivative financial liabilities with agreed repayment periods. The information included in the tables have been drawn up based on the undiscounted cash flows of financial liabilities based on the earliest date on which the Company can be required to pay. The contractual maturity is based on the earliest date on which the Company may be required to pay.

Particulars	Due in 1 Year	Due after 1 Year	Total
	Amount in Lakhs	Amount in Lakhs	Amount in Lakhs
As at 31-Mar-24			
Borrowings	6,442.95	1,426.93	7,869.88
Trade Payables	2,814.60	-	2,814.60
Other Financial Liabilities	587.25	149.62	736.87
TOTAL ₹ :	9,844.79	1,576.55	11,421.35
As at 31-Mar-23			
Borrowings	4,935.26	1,385.11	6,320.36
Trade Payables	2,286.85	-	2,286.85
Other Financial Liabilities	407.88	94.39	502.27
TOTAL ₹ :	7,629.99	1,479.50	9,109.49

Trade Receivables

The Company has a detailed review mechanism of overdue customer receivables at various levels within organisation to ensure proper attention and focus for realisation.

Particulars	Due in 1 Year	1 year - 3 years	More than 3 Years	Total
	Amount in Lakhs	Amount in Lakhs	Amount in Lakhs	Amount in Lakhs
As at 31-Mar-24				
1) Trade Receivables	5,505.74	-	-	5,505.74
2) Cash & Cash Equivalents	177.97	-	-	177.97
3) Loans	140.73	-	-	140.73
4) Other Financial Assets	71.38	102.47	-	173.85
5) Investments	-	-	34.13	34.13
TOTAL ₹ :	5,895.82	102.47	34.13	6,032.42
As at 31-Mar-23				
1) Trade Receivables	4,930.36	-	-	4,930.36
2) Cash & Cash Equivalents	255.85	-	-	255.85
3) Loans	126.83	-	-	126.83
4) Other Financial Assets	71.38	257.29	-	328.66
5) Investments	-	-	66.25	66.25
TOTAL ₹ :	5,384.42	257.29	66.25	5,707.95

iii) Capital Management

The company's objective when managing capital is to:

- Safeguard its ability to continue as a going concern so that the Company is able to provide maximum return to stakeholders and benefits for other stakeholders.

- Maintain an optimal capital structure to reduce the cost of capital.

The company's Board of director's reviews the capital structure on regular basis. As part of this review the board considers the cost of capital risk associated with each class of capital requirements and maintenance of adequate liquidity.

Particulars	As at 31-Mar-24	As at 31-Mar-23
	Amount in Lakhs	Amount in Lakhs
Equity Share Capital	1,500.20	1,500.20
Other Equity	5,546.67	4,901.13
Total Equity	7,046.87	6,401.33
Interest-bearing loans and borrowings	7,869.88	6,320.36
Less: Cash & Cash Equivalent	32.86	255.85
Less: Bank balances other than above	145.12	-
Net Debt	7,691.91	6,064.51
Gearing Ratio	1.09	0.95

Disclosures

This section gives an overview of the significance of financial instruments for the Company and provides additional information on balance sheet items that contain financial instruments.

The details of significant accounting policies, including the criteria for recognition, the basis of measurement and the basis on which income and expenses are recognized in respect of each class of financial asset, financial liability and equity instrument are disclosed in Note provided hereunder :

40 Disclosures Regarding Employee Benefits

As per Indian Accounting Standard 19 "Employee Benefits" the disclosures are given below:

Defined Contribution Plan:

Contribution to defined contribution plan, recognised as expense for the year is as under:

Particulars	As at
	31-Mar-24
	Amount in Lakhs
Employers contribution to provident fund	10.28
TOTAL ₹ :	10.28

1) Defined Contribution Plan: Employee benefits in the form of Provident Fund are considered as defined contribution plan and the contributions to Employees Provident Fund Organisation established under The Employees Provident Fund and Miscellaneous Provisions Act 1952 and Employees State Insurance Act, 1948, respectively, are charged to the profit and loss account of the year when the contributions to the respective funds are due.

2) Defined Benefit Plan: Retirement benefits in the form of Gratuity are considered as defined benefit obligation and are provided for on the basis of third party actuarial valuation, using the projected unit credit method, as at the date of the Balance Sheet.

Every Employee who has completed five years or more of service is entitled to Gratuity on terms not less favorable than the provisions of The Payment of Gratuity Act, 1972

As the Company has not funded its liability, it has nothing to disclose regarding plan assets and its reconciliation.

41 Corporate Social Responsibility Contribution

As per Section 135 of the Companies Act, 2013, a Company, meeting the applicability threshold, needs to spend at least 2% of its average net profit for the immediately preceding three financial years on corporate social responsibility (CSR) activities. The areas for CSR activities are eradication of hunger and malnutrition, promoting education, art and culture, healthcare, destitute care and rehabilitation, environment sustainability, disaster relief, COVID-19 relief and rural development projects and other activities as mentioned in Schedule VII of the Companies Act, 2013. A CSR committee has been formed by the Company as per the Act. The funds were primarily utilised throughout the year on these activities which are specified in Schedule VII of the Companies Act, 2013:

Sr. No.	Particulars	Amount in Lakhs
1	Amount required to be spent by the company during the year	18.00
2	Amount of expenditure incurred	18.37
3	Shortfall at the end of the year	-
4	Total of previous years shortfall	-
5	Reason for shortfall	NA
6	Details of related party transactions (In relation to CSR)	NIL
7	Nature of CSR activities: Various activities including Rural Development, Eradication of Hunger, Education etc.	

Calculation of Corporate Social Responsibility amount:

Sr. No.	Financial Year	Profit for CSR
		calculation
		Amount in Lakhs
1	2022-23	977.24
2	2021-22	937.09
3	2020-21	771.79
	Net profit as per section 198	2,686.12
	Average profit of last three years	895.00
	Minimum amount of CSR (2% of average profit of last three years)	18.00

42 Payment to Auditor :-

Particulars	As at	As at
	31-Mar-24	31-Mar-23
	Amount in Lakhs	Amount in Lakhs
Audit Fees for Statutory and Tax Audit	3.75	3.00

The above mention amount is excluding GST.

43 Related Party Disclosures:

43.1 Related Parties & their Relationship

As per IND AS 24, the disclosures of transactions with the related parties are given below:

i) List of Related parties where control exists and related parties with whom transactions have taken place and relationships:

Sr. No.	Name of Related Parties	Relationship
(i)	Mr. Pravin N. Patel	Promoter and Director
(ii)	Mr. Hardik P. Patel	Director
(iii)	Mr. Suresh H. Patel	Promoter and Director
(iv)	Mr. Pravin A. Patel	Promoter
(v)	Mr. Praful Patel	Promoter
(vi)	Mrs. Keyaben Patel	KMP
(vii)	Mr. Karan Raval	Relative of Promoter
(viii)	Mr. Yash P. Patel	Relative of Director
(ix)	Mr. Mahendra N. Patel	Relative of Director
(x)	Mrs. Hemlata S. Patel	Relative of Director
(xi)	Mrs. Manjulaben P. Patel	Relative of Director
(xii)	Mr. Vasantbhai Raval	Relative of Promoter
(xiii)	Mr. Chintankumar K. Mehuriya	KMP
(xiv)	Airolam Asia Pacific Co. Ltd.	Subsidiary
(xv)	Airolam Holdings Co. Ltd.	Associate Concern
(xvi)	Kedar Formaline LLP	Common Director

43.2 Transactions with Related Parties

Particulars	Nature of Transaction	For the FY 2023-24	For the FY 2022-23
Mr. Pravin N. Patel	Director Remuneration	11.40	10.80
Mr. Hardik P. Patel	Director Remuneration	8.40	7.20
Mr. Suresh H. Patel	Director Remuneration	13.65	12.45
Mr. Yash P. Patel	Salary	8.40	7.20
Mr. Mahendra N. Patel	Salary	6.76	6.76
Mrs. Keyaben Patel	Salary	4.80	5.25
Mrs. Hemlata S. Patel	Salary	4.65	4.05
Mrs. Manjulaben P. Patel	Salary	5.23	5.06
Mrs. Ruchi Shah	Salary	-	1.10
Mr. Chintankumar K. Mehuriya	Salary	1.44	-
Mr. Pravin N. Patel	Loan Taken/(Repaid)	(52.00)	-
Mr. Hardik P. Patel	Loan Taken/(Repaid)	(87.38)	(10.00)
Mr. Suresh H. Patel	Loan Taken/(Repaid)	(37.38)	-
Mr. Yash P. Patel	Loan Taken/(Repaid)	1.03	(0.10)
Airolam Asia Pacific Co. Ltd.	Loan Given	-	24.42
Airolam Asia Pacific Co. Ltd.	Sales	98.52	86.75
Airolam Holdings Co. Ltd.	Investment	1.07	-

43.3 Related Party Balances

Name of Related Parties	Relationship	As at 31-Mar-24	As at 31-Mar-24
-Director Remuneration			
Mr. Pravin N. Patel	Promoter and Director	0.95	-
Mr. Hardik P. Patel	Director	0.70	-
Mr. Suresh H. Patel	Promoter and Director	1.14	-
-Salary			
Mrs. Keyaben Patel	KMP	0.40	-
Mr. Yash P. Patel	Relative of Director	0.70	-
Mr. Mahendra N. Patel	Relative of Director	0.56	-
Mrs. Hemlata S. Patel	Relative of Director	0.39	-
Mr. Chintankumar K. Mehuriya	KMP	0.18	-
-Loan Taken/(Repaid)			
Mr. Pravin N. Patel	Promoter and Director	26.24	78.25
Mr. Hardik P. Patel	Director	-	37.38
Mr. Suresh H. Patel	Promoter and Director	-	87.38
Mr. Yash P. Patel	Relative of Director	1.03	-
Mr. Mahendra N. Patel	Relative of Director	0.75	0.75
Mr. Karan Raval	Relative of Promoter	1.20	1.20
Mr. Vasantbhai Raval	Relative of Promoter	26.65	26.65
-Sales			
Airolam Asia Pacific Co. Ltd.	Subsidiary	315.52	237.67
-Loan Given			
Airolam Asia Pacific Co. Ltd.	Subsidiary	23.78	23.78
-Investment			
Airolam Holdings Co. Ltd.	Associate Concern	1.07	-

45 Information Regarding Micro, Small & Medium Enterprises(MSME)

Based on the information /documents available with the Company, information as per the requirements of Section 22 of The Micro, Small and Medium Enterprises Development Act, 2006 are as under:

Particulars	As at 31-Mar-24	As at 31-Mar-23
	Amount in Lakhs	Amount in Lakhs
i) Principal amount remaining unpaid to any supplier at the end of accounting year (including retention money against performance).	740.13	-
ii) Interest due on above	-	-
Total of (i) & (ii)	740.13	-
iii) Amount of interest paid by the Company to the suppliers in terms of section 16 of the Act.	-	-
iv) Amount paid to the suppliers beyond due date during the year.	-	-
v) Amount of interest due and payable for the period of delay in payments (which have been paid but beyond the due date during the year) but without adding the interest specified under the Act.	-	-
vi) Amount of interest accrued and remaining unpaid at the end of accounting year.	-	-
vii) Amount of further interest remaining due and payable even in the succeeding years, until such date when the interest dues as above are actually paid to the small enterprise, for the purpose of disallowance as a deductible expenditure under section 23 of this Act.	-	-
viii) The amount of interest due and payable for the period of delay in making payment (which has been paid but beyond the appointed day during the year) but without adding the interest specified under the Micro, Small and Medium Enterprises Development Act, 2006	-	-

46 Right to Use Assets/Lease Liability

a) Right To Use

The Company has created following Right of Use Assets as under as per Ind AS-116 :

Particulars	As at 31-Mar-24	As at 31-Mar-23
	Amount in Lakhs	Amount in Lakhs
Opening Balance	-	-
Addition during the year	107.87	-
Termination during the year	-	-
Depreciation	37.06	-
Closing balances*	70.81	-
Cash Flow for leases	39.13	-
Lease Liabilities	72.63	-

* RTU includes Building RTU.

b) Maturity Analysis of Lease Liabilities as required by Ind AS-116 has been disclosed as follow:

Period	As at 31-Mar-24	As at 31-Mar-23
	Amount in Lakhs	Amount in Lakhs
0-1 year	38.56	-
1-5 year	34.07	-
More than 5 years	-	-

c) The Company has recognised Interest expenses of ₹8.43 Lakhs on Lease Liabilities during the year.

d) Lease contracts entered by the Company majorly pertain for office Building taken on lease to conduct its business in the ordinary course of business.

e) The Company does not have any lease restrictions and commitment towards variable rent as per the contract.

f) The weighted average incremental borrowing rate of 9.40% has been applied to lease liabilities recognised in the Balance Sheet at the date of initial application.

47 Certain Balance of Debtors, Creditors, Loans & Advances for Capital expenditures are non- moving / sticky . However in view of the management, the same is recoverable / payable. Hence no provision for the same is made in the books of accounts.

48 In the opinion of the Board of Directors, the current assets, loans and advances are approximately of the value stated, if realized in the ordinary course of business and the provisions for depreciation and all known and ascertained liabilities are adequate and not in excess of the amounts reasonably necessary.

49 The balance confirmation from the suppliers, customers as well as to various loans or advances given have been called for, but the same are awaited till the date of audit. Thus, the balances of receivables, trade payables as well as loans and advances have been taken as per the books of accounts submitted by the company and are subject to confirmation from the respective parties.

50 The figures for the previous period are re-classified/ re-arranged / re -grouped, wherever necessary so as to be in conformity with the figures of the current period's classification/disclosure.

51 Benami Transactions

There is no proceedings has been initiated or pending against the company for holding any benami property under the Benami Transactions (Prohibition) Act, 1988 (45 of 1988) and rules made thereunder.

52 Wilful Defaulter

The Company has not been declared wilful defaulter by any bank or financial institutions or other lender.

53 Transactions with Struck off Companies

As stated & Confirmed by the Board of Directors ,The Company has not under taken any transactions nor has outstanding balance with the Company Struck Off either under section 248 of the Act or under Section 560 of Companies act 1956.

54 Satisfaction of Charge/Creation of Charge

There is no charges or satisfaction yet to be registered with ROC beyond the statutory period.

55 Number of Layers of Subsidiary

The Company has complied with the number of layers prescribed under clause (87) of section 2 of the Act read with the Companies (Restriction on number of layers) Rules, 2017.

56 Undisclosed Transactions

As stated & confirmed by the Board of Directors, The Company does not have any such transaction which is not recorded in the books of accounts that has been surrendered or disclosed as income during the year in the tax assessments under the Income Tax Act, 1961 (such as, search or survey or any other relevant provisions of the Income Tax Act, 1961.

57 Loan or Investment to Ultimate Beneficiaries

As stated & Confirmed by the Board of Directors, The Company has not advanced or loaned or invested funds to any other person(s) or entity(ies), including foreign entities (Intermediaries) with the understanding that the Intermediary shall:

- (a) directly or indirectly lend or invest in other persons or entities identified in any manner whatsoever by or on behalf of the Company (Ultimate Beneficiaries) or
- (b) provide any guarantee, security or the like to or on behalf of the Ultimate Beneficiaries

58 Loan or Investment from Ultimate Beneficiaries

As stated & Confirmed by the Board of Directors ,The Company has not received any fund from any person(s) or entity(ies), including foreign entities (Funding Party) with the understanding (whether recorded in writing or otherwise) that the Company shall:

- (a) directly or indirectly lend or invest in other persons or entities identified in any manner whatsoever by or on behalf of the Funding Party (Ultimate Beneficiaries) or
- (b) provide any guarantee, security or the like on behalf of the Ultimate Beneficiaries

59 Utilization of Term Loans

The Company has applied term loans for the purpose for which the same was obtained during the year.

60 Working Capital

The Company has been sanctioned working capital limits from a bank on the basis of security of the current assets. Quarterly returns or statements filed by the Company with such bank are not in agreement with the books of accounts.

61 Audit Trail

The company has used an accounting software for maintaining its books of account which has a feature of recording audit trail (edit log) facility and the same has operated throughout the year for all relevant transactions recorded in the software.

62 Crypto Currency

The Company has not traded or invested in Crypto currency or Virtual Currency during the financial year.

63 Ratio Analysis

Particulars	Numerator/Denominator	As at 31-Mar-24	As at 31-Mar-23	Change In %	Reason
a) Current Ratio	<u>Current Assets</u> Current liabilities	1.43	1.55	(7.30)	Not applicable
b) Debt -Equity Ratio	<u>Debt</u> Equity	1.12	0.99	13.11	Not applicable
c) Debt-Service Coverage Ratio	<u>Earning available for debt service</u> Interest+Installment	1.60	1.63	(1.89)	Not applicable
d) Return on equity ratio	<u>Profit after tax</u> Networth	0.11	0.12	(3.67)	Not applicable
e) Inventory turnover Ratio	<u>Total turnover</u> Average Inventories	2.98	3.27	(9.08)	Not applicable

f) Trade receivable turnover ratio	<u>Total Turnover</u> Average Account Receivable	3.96	3.95	0.19	Not applicable
g) Trade payable turnover ratio	<u>Total Turnover</u> Average Account Payable	5.52	4.31	28.14	The Total Turnover of the Company has increased by 5.26%, and average trade payable is decreased by 17.86%.
h) Net Capital turnover ratio	<u>Total Turnover</u> Net Working Capital	4.67	4.58	2.02	Not applicable
i) Net Profit Ratio	<u>Net Profit</u> Total Turnover	0.04	0.04	2.50	Not applicable
j) Return on Capital employed	<u>Net Profit</u> Capital Employed	0.13	0.13	1.17	Not applicable
k) Return on Investment	<u>Return on Investment</u> Total Investment	1.64	4.12	(60.25)	The return on Investments is decreased by 60.25% whereas, the Value of Investments has remained the same.

Notes referred to herein above form an integral part of the Financial Statements

For Piyush J Shah & Co.
Chartered Accountants
F.R.No. : 0121172W

For and on behalf of the Board of Directors

Sd/-
Arvind S. Vijayvargiya
Partner
M. No.: 165063
UDIN: 24165063BKADRA9190
Place: Ahmedabad
Date: 27th May, 2024

Sd/-
Pravin N. Patel
Chairman
DIN - 01840244

Sd/-
Suresh H. Patel
Whole Time Director
DIN - 02223842

Sd/-
Chintankumar K. Mehuriya
Company Secretary

Sd/-
Keya Patel
CFO

Form MGT-11

Proxy form

[Pursuant to section 105(6) of the Companies Act, 2013 and rule 19(3) of the Companies (Management and Administration) Rules, 2014]

AIRO LAM LIMITED

CIN: L20211GJ2007PLC052019

Regd. Office: Survey No. 355, Nananpur Road, N.H. No. 8,
Village- Dalpur, Ta. Prantij, Gujarat 383120, India.

Ph: +91-2770-240572

Email:- cs1@airolam.com

Fax: +91-2770 240574

Website: www.airolam.com

Name of the Member(s):
Registered address:

E-mail ID:

Folio No/DP ID-Client ID:

I/We being the Member(s), holding _____ shares of the above named company, hereby appoint:

1	Name Address Email id	Signature
2	Name Address Email id	Signature
3	Name Address Email id	Signature

as my / our Proxy to attend and vote (on a poll) for me/us and on my/our behalf at the 17th Annual General Meeting to be held on Tuesday, 03rd September, 2024, at 03.00 P.M. at Survey No. 355, Nananpur Road, N.H. No. 8, Village- Dalpur, Ta. Prantij, Gujarat 383120, and adjournment thereof in respect of such resolutions as are indicated below:

Ordinary Business:

1. Adoption of audited Standalone & Consolidated Financial Statements for the year ended 31.03.2024.

2. Appointment of Mr. Sureshbhai Hansarajbhai Patel (DIN: 02223842), who retires by rotation.

In this _____ day of _____, 2024.

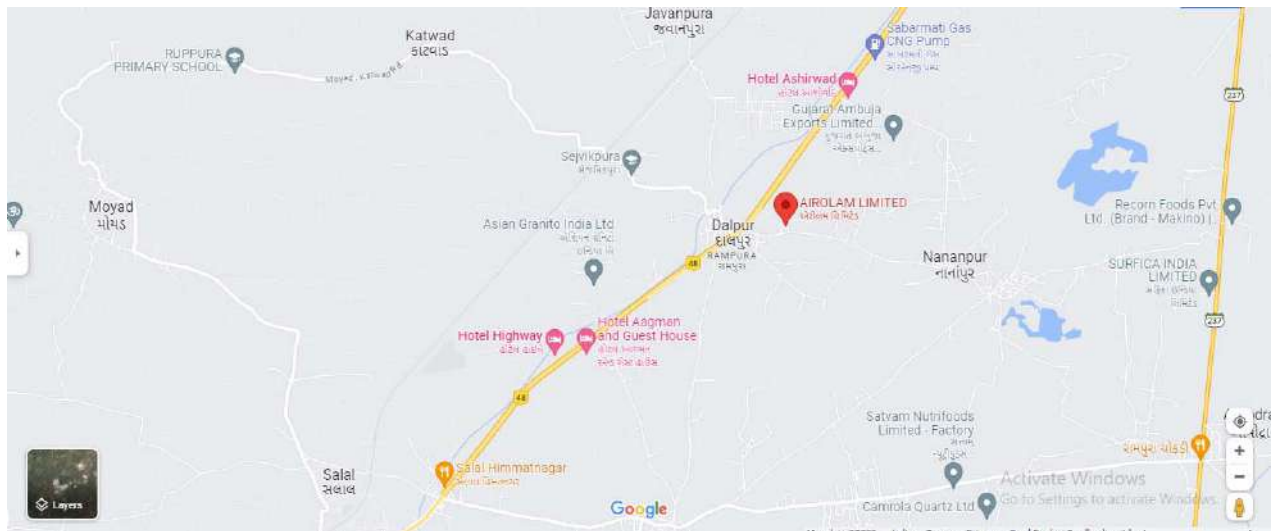
Signature of shareholder: _____

Signature of Proxy holder(s): _____

Affix
Revenue
Stamp of
Rs.1

Note: This form in order to be effective should be duly completed and deposited at the Registered Office of the Company, not less than 48 hours before the commencement of the Meeting.

ROUTE MAP OF AGM VENUE



ATTENDANCE SLIP

PLEASE FILL ATTENDANCE SLIP AND HAND IT OVER AT THE ENTRANCE OF THE MEETING HALL

(Joint shareholders may obtain additional Slip at the venue of the meeting)

<i>DP ID</i>		<i>Name & Address of The Registered Shareholder /Proxy in full</i>
<i>Regd. Folio No.</i>		
<i>No. of Shares</i>		

I certify that I am a registered Shareholder/proxy for the registered Shareholder of the Company.

I hereby record my/our presence at the 17th Annual General Meeting of the Company held on the 03rd day of September, 2024 at Survey No. 355, Nananpur Road, N.H. No. 8, Village- Dalpur, Ta. Prantij, Gujarat 383120 at 03.00 PM.

Name of Shareholder/Proxy:.....

Signature of Shareholder/Proxy:



Corporate Office

Survey No. 355, Dalpur Village, Nananpur Approach Road, Ta. :
Prantij, Dist.: Sabarkantha, Gujarat - 383120, India.



+91 2770 240572, 240573



info@airolam.com,
admin@airolam.com,
cs1@airolam.com



www.Airolam.com



+91 2770 240574

